

2023-2024 RESIDENTIAL CONDENSED CATALOG



Table of Contents

Industry Certifications 2

Residential Model Nomenclatures 3

Residential Air Conditioners 9

Residential Heat Pumps 29

90% Condensing Gas Furnaces 43

80% Gas Furnaces 59

Oil Furnaces 71

Fan Coils, Evaporator Coils and Blower Coils 77

Small Packaged Products 97

Controls and IAQ139

All trademarks, logos, and service marks displayed herein are the property of Carrier Global Corporation and its affiliates and subsidiaries.

Certifications

ICP Products meet or exceed industry standards.



As an ENERGY STAR® partner, ICP has determined that qualifying models meet ENERGY STAR guidelines for energy efficiency. Visit www.energystar.gov.



Use of the AHRI Certified TM Mark indicates a manufacturer's participation in the program. For verification of certification for individual products, go to www.ahrirectory.org.



ISO 9001
QMI-SAI Global



Wi-Fi® is a trademark of Wi-Fi Alliance Corporation.
Apple and iOS are trademarks of Apple Inc., registered in the U.S. and other countries.
Android is a trademark of Google Inc.

A large, stylized red graphic element consisting of a thick, wavy line that curves from the top left towards the bottom right, creating a sense of movement and depth. The color is a vibrant, slightly dark red.

Residential Model Nomenclatures

Gas Furnaces

80% Gas Furnaces									
	1	2 - 3	4	5	6	7 - 8 - 9	10 - 11	12 - 13	14
Title	Brand Identifier	Product Efficiency Level	Motor	Heating Stages	Feature	Heating Input (BTU/H)	Width	Cooling CFM (100s)	Major Series
Product #/Letter	G	80	C	T	L	060	14	08	A
Descriptions	G = Deluxe N = Entry/ Generic R = R-Series	80 = 80% AFUE	C = Comm. VS Constant Airflow (VCA) ECM M = Multi 18-Speed Constant Torque (MCT) ECM V = VS Constant Torque (VCT) ECM	M = Modulating T = Two-Stage S = Single-Stage	N = Standard NOx L = Low NOx U = Ultra-Low NOx	040 = 40,000 * 045 = 45,000 060 = 60,000 * 070 = 70,000 080 = 80,000 * 090 = 90,000 100 = 100,000 * 110 = 110,000 135 = 135,000 155 = 155,000	14 = 14.2" 17 = 17.5" 21 = 21.0" 24 = 24.5"	08 = 800 10 = 1000 12 = 1200 14 = 1400 16 = 1600 20 = 2000 22 = 2200	A B C D

* ULN Models Only

90% Gas Furnaces									
	1	2 3	4	5	6	7 8 9	10 11	12 13	14
Title	Brand Identifier	Product Efficiency Level	Motor	Heating Stages	Feature	Heating Input (BTU/H)	Width	Cooling CFM (100s)	Major Series
Product #/Letter	G	97	C	M	N	060	14	08	A
Descriptions	G = Deluxe N = Entry/ Generic R = R-Series	92 = 92% AFUE 95 = 95% AFUE 96 = 96% AFUE 97 = 97% AFUE	C = Comm. VS Constant Airflow (VCA) ECM M = Multi 18-Speed Constant Torque (MCT) ECM V = VS Constant Torque (VCT) ECM	M = Modulating T = Two-Stage S = Single-Stage	N = Standard Model U = Ultra-Low NOx	040 = 40,000 * 060 = 60,000 * 080 = 80,000 * 100 = 100,000 * 120 = 120,000 140 = 140,000	14 = 14.2" 17 = 17.5" 21 = 21.0" 24 = 24.5"	08 = 800 10 = 1000 12 = 1200 14 = 1400 16 = 1600 20 = 2000 22 = 2200	A B C D

* ULN Models Available

Oil Furnaces

Oil Furnaces									
	1	2	3	4	5	6	7	8	9
Title	Fuel	Feature	Feature	Heat Input			Supply Plenum Size	Airflow	Major Series
Product #/Letter	O	M	V	0	9	8	J	12	A
Descriptions	Oil	L = Lo-Boy M = Multiposition	F = Front Breech R = Rear Breech V = Variable Motor	098 = 98,000 BTU/h 105 = 105,000 BTU/h 106 = 106,000 BTU/h 112 = 112,000 BTU/h 154 = 154,000 BTU/h			A = 20 x 20 B = 24 x 24 C = 21-1/8 x 21-1/2 D = 19 x 20 E = 19 x 24 F = 20 x 24 G = 22 x 30 J = 16 x 19 K = 17-1/2 X 19	08 = 800 CFM 12 = 1200 14 = 1400 16 = 1600 20 = 2000	A B C D

Air Conditioners and Heat Pumps

Air Conditioner	1	2	3	4	5	6 7	8	9	10	11	12
Title	Brand & Airflow Type	Refrigerant Type	OD Type	Efficiency	Design Type	Nominal Cooling Capacity	Feature	Voltage	Special Feature	Region	Major Series
Product #/Letter	N	4	A	4	S	18	A	K	A	N	A
Descriptions	N = Non-Brand Specific Vertical S = Horizontal Discharge H = Ion System R = R-Series	4 = R-410A	A = AC	4 = North Compliant 5 = Southwest Compliant 6 = 16 SEER2 7 = 17 SEER2 8 = 18 SEER2 9 = 19 SEER2	S = Single-Stage T = Two-Stage V = Variable-Speed	18 = 1.5 tons 24/25 = 2 tons 30 = 2.5 tons 36/37 = 3 tons 42/43 = 3.5 tons 48/49 = 4 tons 60/61 = 5 tons	A = Standard C = Coastal	K = 208-230-1 or 208/230-1 H = 208-230-3 or 208/230-3 L = 460-3 S = 575-3 W = 230-1-50	A = Standard	N = Standard North AC W = Standard Southeast and Southwest AC	A - Z

Note: Ion™ System HVA9 follows the pre-2023 nomenclature and meets the 2023 regulatory requirements.

Heat Pumps	1	2	3	4	5	6 7	8	9	10	11	12
Title	Brand & Airflow Type	Refrigerant Type	OD Type	Efficiency	Design Type	Nominal Cooling Capacity	Feature	Voltage	Special Feature	Region	Major Series
Product #/Letter	N	4	H	5	S	18	A	K	A	A	A
Descriptions	N = Non-Brand Specific Vertical H = Ion System R = R-Series	4 = R-410A	H = HP	5 = National Compliant 6 = 16 SEER2 7 = 17 SEER2 8 = 18 SEER2 9 = 19 SEER2	S = Single-Stage T = Two-Stage V = Variable-Speed	18 = 1.5 tons 24/25 = 2 tons 30 = 2.5 tons 36/37 = 3 tons 42/43 = 3.5 tons 48/49 = 4 tons 60/61 = 5 tons	A = Standard C = Coastal	K = 208-230-1 or 208/230-1 H = 208-230-3 or 208/230-3 L = 460-3 S = 575-3 W = 230-1-50	A = Standard	A = HP	A - Z

Note: Ion™ System HVB8 follows the pre-2023 nomenclature and meets the 2023 regulatory requirements.

Fan Coils

Fan Coils	1	2	3	4	5	6 7	8	9	10	11	12
Title	Unit	Type	Position	Major Series	Refrigerant Type	Metering Device	Nominal Cooling Capacity	Coil Type	Feature	Cabinet Width	Sales Code
Product #/Letter	F	V	M	A	4	X	24	L	0	B	A
Descriptions	F = Fan Coil	V = Variable-Speed C = Communicating ECM J = ECM Five-Speed T = Two Stage	U = Upflow M = Multi-Poise	A - Z	4 = R-410A	X = TXV	18/19 = 18,000 24/25 = 24,000 30/31 = 30,000 36/37 = 36,000 42/43 = 42,000 48/49 = 48,000 60/61 = 60,000	L = Aluminum	0	A = 14" B = 17" C = 21" D = 24"	A

Motor Key: VCA = Variable-Speed Constant Airflow Motor | FCT = Fixed-Speed Constant Torque Motor

Multifamily Fan Coils	1	2	3	4	5	6 7 8 9	10	11
Title	Unit	Type	Installation Type	Refrigerant Type	Metering Device	Nominal Cooling Capacity	Revision	Sales Code/ Features
Product #/Letter	F	M	U	4	Z	2400	A	L
Descriptions	F = Fan Coil	M = Multifamily	U = Uncased C = Cased A = Apartment	4 = R-410A	X = TXV & PSC Motor Z = TXV & ECM Motor	1800 = 18,000 = 1.5 tons 2400 = 24,000 = 2 tons 3000 = 30,000 = 2.5 tons 3600 = 36,000 = 3 tons	A = Marketing Revision	L = Aluminum Coils

Motor Key: VCA = Variable-Speed Constant Airflow Motor | FCT = Fixed-Speed Constant Torque Motor | PSC = Permanent Split Capacitor

Evaporator Coils

Furnace Coils		1	2	3	4	5	6-7	8-9	10	11
A-Coil & Slab	Title	Component	Coil Type	Coil Configuration	Refrigerant Type	Metering Devices	Unit Capacity	Tubing Design	Cabinet Width	Major Series
	Product #/Letter	E	A	D	4	X	18	L	17	A
	Descriptions	E = Furnace Coil	A = A-Coil H = Slab	A = Uncased D = Vertical (UPF/DNF) M = Multi-Poise H = Horizontal	4 = R-410A	P = Piston X = TXV	18/19 = 1.5 tons 24/25 = 2 tons 30/31 = 2.5 tons 36/37 = 3 tons 42/43 = 3.5 tons 48/49 = 4 tons 60/61 = 5 tons	L = Aluminum	14 = 14.2" wide 17 = 17.5" wide 21 = 21" wide 24 = 24.5" wide	A = Revision

Power-V Coils		1	2	3	4	5	6-7	8-9	10	11
V-Coil & Slope	Title	Component	Coil Type	Coil Configuration	Refrigerant Type	Metering Devices	Unit Capacity	Tubing Design	Cabinet Width	Major Series
	Product #/Letter	E	V	D	4	X	36	M	17	A
	Descriptions	E = Furnace Coil	V = V-Coil S = Slope	D = Cased Vertical Upflow/Downflow M = Cased Multi-Poise	4 = R-410A	P = Piston X = TXV E = EXV	18/19 = 1.5 tons 24/25/26 = 2 tons 30/31 = 2.5 tons 36/37/38 = 3 tons 42/43 = 3.5 tons 48/49/50 = 4 tons 60/61 = 5 tons	M = Power-V	14 = 14.2" wide 17 = 17.5" wide 21 = 21" wide 24 = 24.5" wide	A = Revision

Small Package Units

Small Packaged Products	1	2	3	4	5	6	7	8	9	10	11	12	13	14
Title	Unit	Type	Tier	SEER	Cooling BTU		Heating BTU		Voltage	Factory Installed Option	Feature Code	Major Series		
Product #/Letter	P	A	D	4	24		060		K	00	0	K		
Descriptions	P = Package	A = AC H = HP D = Dual Fuel G = Gas/Electric	D = Standard J = Dedicated Horizontal R = Mainline Up to 16 SEER	4 = 14 5 = 15	24 = 24K/2 Tons 30 = 30K/2.5 Tons 36 = 36K/3 Tons 42 = 42K/3.5 Tons 48 = 48K/4 Tons 60 = 60K/5 Tons		000 = N/A 040 = 40K 060 = 60K 090 = 90K 115 = 115K 120 = 120K 130 = 127 to 130K		K = 208/230-1-60 H = 208/230-3-60 L = 460-3-60	00 = No Options LW = Low Cabinet Air Leakage	0 = Standard 1 = Low NOx 2 = Ultra-Low NOx	K		

Geothermal Heat Pump

Geothermal Heat Pump													1,2	3,4,5	6	7	8	9	10	11	12	13	14,15	16
Title	Type	Capacity	Cabinet Configuration	Discharge Air Configuration	Return Air Configuration	Coax Options	Hot Water Option	Fan/Motor	Air Coil Coating	Voltage	Future Use	Eng. Digit												
Product #/Letter	HB	024	V	T	L	C	D	C	C	1	XX	1												
Descriptions	Package	018 = 18,000 BTUH 024 = 24,000 BTUH 030 = 30,000 BTUH 036 = 36,000 BTUH 042 = 42,000 BTUH 048 = 48,000 BTUH 060 = 60,000 BTUH	V= Vertical H = Horizontal	T = Top (vertical) E = End (Horizontal) S = Side (horizontal)	L = Left R = Right	C = Copper (source) N = Cupronickel (source)	D = with Desuperheater X = without Desuperheater	C = Constant Torque X-13	C = Coated fins, Tin-Plated Hair Pins	1 = 208-230/60/1 V														

Geothermal Heat Pump													1,2	3,4,5	6	7	8	9	10	11	12	13	14,15	16
Title	Type	Capacity	Cabinet Configuration	Discharge Air Configuration	Return Air Configuration	Coax Options	Hot Water Option	Fan/Motor	Air Coil Coating	Voltage	Future Use	Eng. Digit												
Product #/Letter	HP	024	V	T	L	C	D	E	T	1	XX	1												
Descriptions	Package	024 = 24,000 BTUH 036 = 36,000 BTUH 048 = 48,000 BTUH 060 = 60,000 BTUH 072 = 72,000 BTUH	V= Vertical H = Horizontal S = Side (horizontal)	T = Top (vertical) E = End (Horizontal) S = Side (horizontal) B = Bottom	L = Left R = Right	C = Copper (source) N = Cupronickel (source)	D = with Desuperheater X = without Desuperheater	E = ECM Motor	T = Tin-Plated Hair Pins	1 = 208-230/60/1 V														

Geothermal Heat Pump													1,2	3,4,5	6	7	8	9	10	11	12	13	14,15	16
Title	Type	Capacity	Cabinet Configuration	Discharge Air Configuration	Return Air Configuration	Coax Options	Hot Water Option	Fan/Motor	Air Coil Coating	Voltage	Future Use	Eng. Digit												
Product #/Letter	HS	024	S	X	X	C	D	X	X	1	XX	1												
Descriptions	Split Heat Pump	024 = 24,000 BTUH 036 = 36,000 BTUH 048 = 48,000 BTUH 060 = 60,000 BTUH	S = Split System	X = None (Split or water to water)	X = None (Split or water to water)	C = Copper (source) N = Cupronickel (source)	D = with Desuperheater X = without Desuperheater	X = None	X = No air coil	1 = 208-230/60/1 V														

Geothermal Heat Pump													1,2	3,4,5	6	7	8	9	10	11	12	13	14,15	16
Title	Type	Capacity	Cabinet Configuration	Discharge Air Configuration	Return Air Configuration	Coax Options	Hot Water Option	Fan/Motor	Air Coil Coating	Voltage	Future Use	Eng. Digit												
Product #/Letter	HW	024	W	X	X	D	D	X	X	1	XX	2												
Descriptions	Water to Water	024 = 24,000 BTUH 036 = 36,000 BTUH 048 = 48,000 BTUH 060 = 60,000 BTUH	W = Water to Water	X = None (Split or water to water)	X = None (Split or water to water)	C = Copper (source) N = Cupronickel (source), Copper (load)	D = with Desuperheater X = without Desuperheater	X = None	X = No air coil	1 = 208-230/60														


Residential Air Conditioners



HVA9

High-Efficiency up to 18.5 SEER2 Variable-Speed Air Conditioner with Ion Communicating System

2 – 5 Tons Split System
208 / 230 Volt, Single-Phase, 60 Hz



SYST0101CW
(Sold Separately)



Efficiency/Performance

- Up to 18.5 SEER2
- Up to 12.5 EER2
- Integrated inverter control enables five-stage operation with complete Ion Communicating System
- Ion System Control required for five-stage operation
- Also capable of two-stage operation with two-stage thermostat
- Self-configuring installation with Ion System Control
- Compact ECM fan motor driven by integrated inverter control
- Outdoor temperature sensor factory installed
- High performance compressor sound shield standard
- Isolation compressor grommets
- Enhanced dehumidification

Durability

- High-gloss, baked-on powder coat finish over galvanized steel
- Post-painted (black) coil fins
- Coated inlet grille with 3/8" (10mm) spacing for extra protection (hail guard)
- Corner posts for extra strength and style

Reliability

- Variable-speed compressor operates at five stages with capacity range as wide as 25 - 100%
- High-pressure switch
- Suction pressure transducer
- Pressure equalizer valve for easy starting
- Compressor discharge temperature sensor
- Coil temperature sensor
- Copper tube/aluminum fin coil

Easy-to-Install and Service

- Text based diagnostics with Ion System Control
- Only two control wires required from communicating indoor unit to condenser
- External high- and low-refrigerant service ports
- Factory charged with R-410A refrigerant
- Adjustments for min and max staging with Ion System Control



Qualifying models only.

Limited Warranty*

- 10-year No Hassle Replacement™ limited warranty
- Five-year parts limited warranty – With timely registration, an additional five-year parts limited warranty

* For residential applications only. See warranty certificate for complete details and restrictions, including warranty coverage for other applications.

Unit Performance Data

Model Number	Size (tons)	Nominal Btu/hr	Min. Circuit Ampacity	Max. Fuse or Breaker	Operating Dimensions H x W x D (sq) in (mm)	Ship/Operating Weight lbs (kg)
HVA924GKA	2	24,000	13.5	20	31-13/16 x 23-1/8 x 23-1/8 (807 x 587 x 587)	150 /128 (68/58)
HVA925GKA	2	24,000	23.6	40	38-1/2 x 23-1/8 x 23-1/8 (980 x 587 x 587)	177/152 (80/69)
HVA936GKA	3	36,000	24.2	40	38-1/2 x 23-1/8 x 23-1/8 (980 x 587 x 587)	177/152 (80/69)
HVA937GKA	3	36,000	26.0	40	38-15/16 x 31-3/16 x 31-3/16 (989 x 242 x 242)	242/205 (110/93)
HVA948GKA	4	48,000	27.3	40	38-15/16 x 31-3/16 x 31-3/16 (989 x 242 x 242)	242/205 (110/93)
HVA949GKA	4	48,000	26.0	40	43-11/16 x 35 x 35 (1111 x 889 x 889)	285/249 (129/113)
HVA960GKA	5	60,000	40.0	60	42-5/16 x 31-3/16 x 31-3/16 (1075 x 792 x 792)	268/229 (121/104)

HVA9 (con't.)

High-Efficiency up to 18.5 SEER2 Variable-Speed Air Conditioner with Ion™ Communicating System

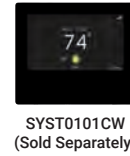
Accessories

Part Number	Description	Used on Model Size
<i>SYST0101CW</i>	<i>Ion™ Communicating System Control</i>	<i>ALL</i>
<i>NASA00106SS</i>	<i>Snow Stand Kit</i>	<i>60</i>
<i>NASA001SF</i>	<i>Support Feet, 4" (102 mm) tall (4 blocks)</i>	<i>37, 48, 49, 60</i>
<i>NASA00201SF</i>	<i>Support Feet, 4" (102 mm) tall (5 blocks)</i>	<i>24, 25, 36</i>
<i>NAEA40501TX</i>	<i>TXV Kit, R-410A for use on copper or tin fin coils</i>	<i>24, 25</i>
<i>NAEA40601TX</i>	<i>TXV Kit, R-410A for use on copper or tin fin coils</i>	<i>36, 37</i>
<i>NAEA40701TX</i>	<i>TXV Kit, R-410A for use on copper or tin fin coils</i>	<i>48, 49, 60</i>
<i>NAEB40501TX</i>	<i>TXV Kit, R-410A for use on aluminum fin coils</i>	<i>25</i>
<i>NAEB40601TX</i>	<i>TXV Kit, R-410A for use on aluminum fin coils</i>	<i>36, 37</i>
<i>NAEB40701TX</i>	<i>TXV Kit, R-410A for use on aluminum fin coils</i>	<i>48, 49</i>
<i>1187979</i>	<i>Vapor Line Muffler (FAST Parts)</i>	<i>ALL</i>

H4A7T

Up to 17 SEER2 2-Stage Air Conditioner with Ion Communicating System

2 – 5 Tons Split System
208 / 230 Volt, 1-phase, 60 Hz



SYST0101CW
(Sold Separately)



Efficiency/Performance

- Up to 17.0 SEER2
- Up to 13.5 EER2
- Communicating, self-configuring operation when used with Ion System Control
- Outdoor temperature sensor factory installed
- Compressor sound blanket standard
- Isolation compressor grommets
- Sound level as low as 69 dBA

Reliability

- Non-ozone depleting R-410A refrigerant
- Front-seating service valves
- 2-stage scroll compressor
- Internal pressure relief valve
- Internal thermal overload
- Factory installed high and low pressure switches
- Filter drier
- Balanced refrigeration system for maximum reliability



Use of the AHRI Certified TM Mark indicates a manufacturer's participation in the program. For verification of certification for individual products, go to www.ahridirectory.org.



Durability

- Protection package:
 - Solid, durable sheet metal construction
 - Post-painted cabinet finish over galvanized steel

Limited Warranty*

- 10-year No Hassle Replacement™ limited warranty
- Five-year parts limited warranty
 - With timely registration, an additional five-year parts limited warranty

* For residential applications only. See warranty certificate for complete details and restrictions, including warranty coverage for other applications.

Unit Performance Data

Model Number	Size (tons)	Nominal Btu/hr	Volts-Phase (60 HZ)	Operating Voltage Range	Shipping Dimensions H x W x D (sq) in (mm)	Ship/Operating Weight lbs (kg)
H4A7T24AKAWA	2	24,000	208-230-1	197-253	40-3/4 x 34-1/4 x 34-1/4 (1034.3 x 870.0 x 870.0)	189 / 167 (85.7 / 75.7)
H4A7T36AKAWA	3	36,000			38-3/8 x 37-13/16 x 37-13/16 (974.7 x 960.0 x 960.0)	232 / 206 (105.2 / 93.4)
H4A7T48AKAWA	4	48,000			45-3/16 x 37-13/16 x 37-13/16 (1147.4 x 960.0 x 960.0)	285 / 257 (129.3 / 116.6)
H4A7T60AKAWA	5	60,000			45-3/16 x 37-13/16 x 37-13/16 (1147.4 x 960.0 x 960.0)	285 / 257 (129.3 / 116.6)

H4A7T (con't.)

Up to 17 SEER2 2-Stage Air Conditioner with Ion Communicating System

Accessories

Part No.	Kit Name	24	36	48	60
SYST0201CW	Ion System Control	X	X	X	X
NASA00201FS	Evaporator Freeze Stat	X	X	X	X
NASA001TD	Time Delay Relay	X	X	X	X
NASA401LA	Low Ambient	X	X	X	X
NASA015SC	Hard Start			X	X
NASA012SC	Hard Start	X	X		
NASA001AC	Cycle Protection	X	X	X	X
NASA00201SF	Support Feet	X	X	X	X
NASA401LS	Solenoid Valve	X	X	X	X
NASA00201WS	Winter Start	X	X	X	X
NASA00601CH	Crankcase Heater	X	S		
NASA00501CH	Crankcase Heater			S	X
NAEA40501TX	TXV KIT (for use with copper coils)	X			
NAEA40601TX	TXV KIT (for use with copper coils)		X		
NAEA40701TX	TXV KIT (for use with copper coils)			X	X
NAEB40501TX	TXV KIT (for use with aluminum coils)	X			
NAEB40601TX	TXV KIT (for use with aluminum coils)		X		
NAEB40701TX	TXV KIT (for use with aluminum coils)			X	X

x = Used on this model

H4A6S

16 SEER2 Single-Stage Air Conditioner with Ion Communicating System

1½ – 5 Tons Split System
208 / 230 Volt, 1-phase, 60 Hz



SYST0101CW
(Sold Separately)



Efficiency/Performance

- 13.8 - 17.0 SEER2
- 11.2 - 14.0 EER2
- Communicating, self-configuring operation when used with Ion System Control
- Outdoor temperature sensor factory installed
- Compressor sound blanket standard
- Isolation compressor grommets
- Sound level as low as 71dBA

Durability

- Protection package:
 - Solid, durable sheet metal construction

Reliability

- Non-ozone depleting R-410A refrigerant
- Scroll compressor
- Internal pressure relief valve
- Internal thermal overload
- Filter drier

Limited Warranty*

- Five-year No Hassle Replacement™ limited warranty
- Five-year parts limited warranty
 - With timely registration, an additional five-year parts limited warranty

* For residential applications only. See warranty certificate for complete details and restrictions, including warranty coverage for other applications.



Use of the AHRI Certified TM Mark indicates a manufacturer's participation in the program. For verification of certification for individual products, go to www.ahriindustry.org.

Unit Performance Data

Model Number	Size (tons)	Nominal Btu/hr	Volts-Phase (60 HZ)	Operating Voltage Range	Shipping Dimensions H x W x D (sq) in (mm)	Ship/Operating Weight lbs (kg)
H4A6S18AKAWA	1½	18,000	208-230-1	197-253	34-1/4 x 34-1/4 x 37-3/16 (870.0 x 870.0 x 944.9)	174/154 (78.9/69.9)
H4A6S24AKAWA	2	24,000			34-1/4 x 34-1/4 x 37-3/16 (870.0 x 870.0 x 944.9)	179/159 (81.2/72.1)
H4A6S30AKAWA	2½	30,000			34-1/4 x 34-1/4 x 40-5/8 x 40-5/8 (870.0 x 870.0 x 1031.3)	182/164 (82.6/74.4)
H4A6S36AKAWA	3	36,000			34-1/4 x 34-1/4 x 44 (870.0 x 870.0 x 1117.6)	197/176 (89.4/79.8)
H4A6S42AKAWA	3½	42,000			34-1/4 x 34-1/4 x 37-3/16 (870.0 x 870.0 x 944.9)	225/204 (102.1/92.5)
H4A6S43AKAWA	3½	42,000			37-13/16 x 37-13/16 x 45-3/16 (960.0 x 960.0 x 1147.4)	317/295 (143.8/133.8)
H4A6S48AKAWA	4	48,000			34-1/4 x 34-1/4 x 37-3/16 (870.0 x 870.0 x 944.9)	225/204 (102.1/92.5)
H4A6S49AKAWA	4	48,000			37-3/16 x 37-3/16 x 52 (960.0 x 960.0 x 1320.1)	300/276 (136.1/125.2)
H4A6S60AKAWA	5	60,000			34-1/4 x 34-1/4 x 44 (870.0 x 870.0 x 1117.6)	242/221 (109.8/100.2)
H4A6S61AKAWA	5	60,000			37-13/16 x 37-13/16 x 52 (960.0 x 960.0 x 1320.1)	304/280 (137.9/127.0)

H4A6S (con't.)

16 SEER2 Single-Stage Air Conditioner with Ion Communicating System

Accessories

Description	Part No.	Used With
Ion System Control	SYST0201CW	All
Freeze Thermostat	NASA00201FS	All
Time Delay (90 second TDR)	NASA001TD	All
Time Delay (30 second TDR)	NASA00201TD	All
Low Ambient Pressure Switch	NASA401LA	All
Fan Motor	NASA00301PM*	49, 61
Hard Start Kit	NASA012SC	All
Cycle Protector	NASA001AC	All
Support Feet	NASA00201SF	All
Solenoid Valve	NASA401LS	All
Winter Start	NASA00201WS	All
Crankcase Heater	NASA00601CH	18-36
	NASA00501CH	42, 43, 48, 60
TXV (For use with copper coils)	NAEA40501TX	18-30
	NAEA40601TX	36, 42, 43
	NAEA40701TX	48-61
TXV (For use with aluminum coils)	NAEB40501TX	18-30
	NAEB40601TX	36, 42, 43
	NAEB40701TX	48-61

*Required for use with low ambient kits. Rated efficiency will not be met with this accessory installed.

N4A7T

Efficient up to 17 SEER2/ 13.5 EER2 Air Conditioner

2 – 5 Tons Split System
208 / 230 Volt, 1-phase, 60 Hz



Efficiency/Performance

- Up to 17.0 SEER2
- Up to 13.5 EER2
- Two-stage compressor operation
- Sound level as low as 71 dBA

Durability

- Protect Package:
 - Solid, durable sheet metal construction
 - Pre-painted cabinet finish over galvanized steel

Reliability

- R-410A refrigerant
- Front-seating service valves
- Two-stage scroll compressors on all models
- Internal pressure relief valve
- Internal thermal overload
- Filter-Drier supplied with every unit for field installation
- Balanced refrigeration system for maximum reliability

Limited Warranty*

- Five-year parts limited warranty
 - With timely registration, an additional five-year parts limited warranty

* For residential applications only. See warranty certificate for complete details and restrictions, including warranty coverage for other applications.



Use of the AHRI Certified TM Mark indicates a manufacturer's participation in the program. For verification of certification for individual products, go to www.ahridirectory.org.



Unit Performance Data

Model Number	Size (tons)	Nominal Btu/hr	Volts-Phase (60 HZ)	Operating Voltage Range	Shipping Dimensions H x W x D (sq) in (mm)	Ship/Operating Weight lbs (kg)
N4A7T24AKAWA	2	24,000	208-230-1	197-253	34-1/4 x 34-1/4 x 40-3/4 (870.0 x 870.0 x 1034.3)	173/151 (78.5/68.5)
N4A7T36AKAWA	3	36,000			37-13/16 x 37-13/16 x 37-5/16 (960.0 x 960.0 x 947.9)	208/182 (94.3/82.6)
N4A7T48AKAWA	4	48,000			37-13/16 x 37-13/16 x 44-1/8 (960.0 x 960.0 x 1120.7)	261/233 (118.4/105.7)
N4A7T60AKAWA	5	60,000			37-13/16 x 37-13/16 x 44-1/8 (960.0 x 960.0 x 1120.7)	261/233 (118.4/105.7)

N4A7T (con't.)

Efficient up to 17 SEER2/
13.5 EER2 Air Conditioner

Accessories

Description	Part No.	Used With
Freeze Thermostat	NASA00201FS	All
Time Delay (90 second TDR)	NASA001TD	All
Low Ambient Pressure Switch	NASA401LA	All
Hard Start Kit	NASA015SC	48-60
	NASA012SC	24-36
Cycle Protector	NASA001AC	All
Support Feet	NASA00201SF	All
Solenoid Valve	NASA401LS	All
Winter Start	NASA00201WS	All
Crankcase Heater	NASA00601CH	24
	NASA00501CH	60
TXV (For use with copper coils)	NAEA40501TX	24
	NAEA40601TX	36
	NAEA40701TX	48-60
TXV (For use with aluminum coils)	NAEB40501TX	24
	NAEB40601TX	36
	NAEB40701TX	48-60
Sound Blanket	NASA00201SJ	24-36
	NASA00101SJ	48-60
Low Pressure Switch	NASA403PS	All
High Pressure Switch	NASA404PS	All

N4A5S

Efficient 13.8 - 16 SEER2/ 11.2-13.0 EER2 Air Conditioner

1½ – 5 Tons Split System
208 / 230 Volt, 1-phase, 60 Hz



Efficiency/Performance

- 13.8 - 16 SEER2
- 11.2 - 13.0 EER2
- Single-stage compressor operation
- Sound level as low as 73 decibels

Reliability

- R-410A refrigerant - environmentally balanced, non-ozone depleting and low lifetime service cost
- Scroll compressor
- Internal pressure relief valve
- Internal thermal overload
- Filter drier



Use of the AHRI Certified TM Mark indicates a manufacturer's participation in the program. For verification of certification for individual products, go to www.ahridirectory.org.

Durability

- Protection package:
 - Solid, durable sheet metal construction
 - Dense wire coil guard

Limited Warranty*

- Five-year parts limited warranty
 - With timely registration, an additional five-year parts limited warranty

* For residential applications only. See warranty certificate for complete details and restrictions, including warranty coverage for other applications.



Unit Performance Data

Model Number	Size (tons)	Nominal Btu/hr	Volts-Phase (60 HZ)	Operating Voltage Range	Shipping Dimensions H x W x D (sq) in (mm)	Ship/Operating Weight lbs (kg)
N4A5S18AKAW	1½	18,000	208-230-1	197-253	33-15/16 x 28-3/4 X 28-3/4 (862.1 x 730.0 x 730.0)	126/113 (57.2/51.3)
N4A5S24AKAW	2	24,000			40-3/4 x 28-3/4 X 28-3/4 (1035 x 730.0 x 730.0)	137/123 (62.1/55.8)
N4A5S30AKAW	2½	30,000			40-3/4 x 34-1/4 x 34-1/4 (1035.0 x 870.0 x 870.0)	162/144 (73.5/65.3)
N4A5S36AKAW	3	36,000			44-1/8 x 34-1/4 x 34-1/4 (1120.7 x 870.0 x 870.0)	169/151 (76.7/68.5)
N4A5S42AKAW	3½	42,000			37-5/16 x 34-1/4 x 34-1/4 (947.9 x 870.0 x 870.0)	199/182 (90.3/82.6)
N4A5S48AKAW	4	48,000			37-5/16 x 34-1/4 x 34-1/4 (947.9 x 870.0 x 870.0)	190/182 (90.3/82.6)
N4A5S60AKAW	5	60,000			44-1/8 x 34-1/4 x 34-1/4 (1120.7 x 870.0 x 870.0)	215/196 (97.5/88.9)

N4A5S (con't.)

Efficient 13.8 - 16 SEER2/
11.2-13.0 EER2 Air Conditioner

Accessories

Description	Part No.	Used With	
Evaporator Freeze Thermostat	NASA00201FS	All	
Time-Delay Relay	90 sec TDR	NASA001TD	All
	30 sec TDR	NASA00201TD	All
Low Ambient Kit	NASA401LA	All	
Hard Start Kit	NASA012SC	All	
Cycle Protector	NASA001AC	All	
Support Feet	NASA00201SF	All	
Liquid-Line Solenoid Valve	NASA401LS	All	
Winter Start Control	NASA00201WS	All	
Low-Pressure Switch	NASA403PS	All	
High-Pressure Switch	NASA404PS	All	
Crankcase Heater	NASA00601CH	18-36	
	NASA00501CH	42-60	
TXV Kit (For use with copper coils)	NAEA40501TX	18-30	
	NAEA40601TX	36-42	
	NAEA40701TX	48-60	
TXV Kit (For use with aluminum coils)	NAEB40501TX	18-30	
	NAEB40601TX	36-42	
	NAEB40701TX	48-60	
Sound Blanket Kit	NASA00201SJ	18-36	
	NASA00101SJ	42-60	

N4A4S

Efficient 13.4-16.0 SEER2/ 11.0-13.5 EER2 Air Conditioner

1½ – 5 Tons Split System
208 / 230 Volt, Single-Phase, 60 Hz



Efficiency/Performance

- 13.4-16.0 SEER2
- 11.0-13.5 EER2
- Single-stage compressor operation
- Sound level as low as 73 decibels

Durability

- Protection package:
 - Solid, durable sheet metal construction
 - Dense wire coil guard

Reliability

- R-410A refrigerant - environmentally sound, won't deplete the ozone layer and low lifetime service cost
- Scroll compressor
- Internal pressure relief valve
- Internal thermal overload
- Filter drier

Limited Warranty*

- Five-year parts limited warranty
 - With timely registration, an additional five-year parts limited warranty

* For residential applications only. See warranty certificate for complete details and restrictions, including warranty coverage for other applications.



Use of the AHRI Certified TM Mark indicates a manufacturer's participation in the program. For verification of certification for individual products, go to www.ahridirectory.org.



Unit Performance Data

Model Number	Size (tons)	Nominal Btu/hr	Volts-Phase (60 HZ)	Operating Voltage Range	Shipping Dimensions H x W x D (sq) in (mm)	Ship/Operating Weight lbs (kg)
N4A4S18AKAN	1½	18,000	208-230-1	197-253	30-9/16 x 26 x 26 (775.7 x 660.0 x 660.0)	109/100 (49.4/45.4)
N4A4S24AKAN	2	24,000			30-9/16 x 28-3/4 x 28-3/4 (775.7 x 730.0 x 730.0)	121/111 (54.9/50.3)
N4A4S30AKAN	2½	30,000			37-5/16 x 34-1/4 x 34-1/4 (947.9 x 870.0 x 870.0)	161/139 (73.0/63.0)
N4A4S36AKAN	3	36,000			30-1/2 x 34-1/4 x 34-1/4 (775.2 x 870.0 x 870.0)	146/132 (66.2/59.9)
N4A4S42AKAN	3½	42,000			47-1/2 x 34-1/4 x 34-1/4 (1207.1 x 870.0 x 870.0)	203/181 (92.1/82.1)
N4A4S48AKAN	4	48,000			33-15/16 x 34-1/4 x 34-1/4 (861.6 x 870.0 x 870.0)	190/171 (86.2/77.6)
N4A4S60AKAN	5	60,000			40-3/4 x 34-1/4 x 34-1/4 (1034.3 x 870.0 x 870.0)	206/190 (93.4/86.2)

N4A4S (con't.)

Efficient 13.4-16.0 SEER2/
11.0-13.5 EER2 Air Conditioner

Accessories

Description		Part No.	Used With
Evaporator Freeze Thermostat		NASA00201FS	All
Time-Delay Relay	90 sec TDR	NASA001TD	All
	30 sec TDR	NASA00201TD	All
Low Ambient Kit		NASA401LA	All
Hard Start Kit		NASA012SC	All
Cycle Protector		NASA001AC	All
Support Feet		NASA00201SF	All
Liquid-Line Solenoid Valve		NASA401LS	All
Winter Start Control		NASA00201WS	All
Low-Pressure Switch		NASA403PS	All
High-Pressure Switch		NASA404PS	All
Crankcase Heater		NASA00601CH	18-36
		NASA00501CH	42-60
TXV Kit (For use with copper coils)		NAEA40501TX	18-30
		NAEA40601TX	36-42
		NAEA40701TX	48-60
TXV Kit (For use with aluminum coils)		NAEB40501TX	18-30
		NAEB40601TX	36-42
		NAEB40701TX	48-60
Sound Blanket Kit		NASA00201SJ	18-36
		NASA00101SJ	42-60

S4A5S

Efficient 13.8 - 16 SEER2/11.2-13.0 EER2 Horizontal Air Conditioner



1½ - 5 Tons Split System
208 / 230 Volt, 1-phase, 60 Hz

Efficiency/Performance

- 13.8 - 16.0 SEER2
- 11.2 -13.0 EER2
- Single-stage compressor operation
- Sound levels as low as 65 dBA

Design Features

- System supports programmable or standard thermostat controls
- Specially designed for narrow lot or multi-family applications
- Small Footprint

Reliability

- Scroll Compressor
- Factory-supplied filter drier
- High Pressure Switch
- Line lengths up to 250ft (76.2m)
- Low ambient cooling (down to 0°F / -18°C) with approved low ambient accessory kits.

Limited Warranty*

- Five-year parts limited warranty
 - With timely registration, an additional five-year parts limited warranty

* For residential applications only. See warranty certificate for complete details and restrictions, including warranty coverage for other applications.

Durability

- Weather-resistant all steel cabinet construction
- Tight wire protective guard



Use of the AHRI Certified TM Mark indicates a manufacturer's participation in the program. For verification of certification for individual products, go to www.ahridirectory.org.



Unit Performance Data

Model Number	Size (tons)	Nominal Btu/hr	Volts-Phase (60 HZ)	Operating Voltage Range	Shipping Dimensions H x W x D (sq) in (mm)	Ship/Operating Weight lbs (kg)
S4A5S18AKAWA	1½	18,000	208-230/1	197-253	42-15/16 x 18 x 34-1/8	171 / 153
S4A5S24AKAWA	2	24,000			42-15/16 x 18 x 34-1/8	174 / 156
S4A5S30AKAWA	2½	30,000			50-1/2 x 20-1/2 x 40-1/8	212 / 189
S4A5S36AKAWA	3	36,000			50-1/2 x 20-1/2 x 40-1/8	214 / 191
S4A5S48AKAWA	4	48,000			50-1/2 x 20-1/2 x 46-1/8	265 / 243
S4A5S60AKAWA	5	60,000			50-1/2 x 20-1/2 x 46-1/8	260 / 237

S4A5S (con't.)

Efficient 13.8 - 16 SEER2/11.2-13.0 EER2 Horizontal Air Conditioner

Accessories

Kit Name	Kit Number	Unit Size					
		018	024	030	036	048	060
Fan Motor	1191447	X	X				
Fan Motor	1187074						X
Crankcase Heater	NASA00601CH	X	X	X	X		
Crankcase Heater	NASA00501CH					X	X
Evaporator Freeze Stat	NASA00201FS	X	X	X	X	X	X
Cycle Protector	NASA001AC	X	X	X	X	X	X
Time Delay Relay	NASA001TD	X	X	X	X	X	X
Winter Start Kit	NASA00201WS	X	X	X	X	X	X
Low Ambient Kit	NASA401LA	X	X	X	X	X	X
Hard Start Kit	NASA012SC	X	X	X	X	X	X
Wind Baffle	NASA00201WB	X	X				
Wind Baffle	NASA00301WB			X	X		
Wind Baffle	NASA00401WB					X	X
Stacking Kit	NASA00101SG	X	X				
Stacking Kit	NASA00201SG			X	X	X	X
Wall Mounting Kit	NASA00101WM	X	X				
Wall Mounting Kit	NASA00201WM			X	X	X	X
Low Pressure Switch Kit	NASA403PS	X	X	X	X	X	X
Sound Blanket Kit	NASA00201SJ	X	X	X	X		
Sound Blanket Kit	NASA00101SJ					X	X
Solenoid Valve Kit	NASA401LS	X	X	X	X	X	X
TXV Kit	NAEA40501TX	X	X	X			
TXV Kit	NAEB40501TX	X	X	X			
TXV Kit	NAEA40601TX				X		
TXV Kit	NAEB40601TX				X		
TXV Kit	NAEA40701TX					X	X
TXV Kit	NAEB40701TX					X	X

R4A5S

Efficient 13.8 - 16 SEER2/ 11.2-13.0 EER2 Air Conditioner

1½ – 5 Tons Split System
208 / 230 Volt, Single-Phase, 60 Hz



Efficiency/Performance

- 13.8 - 16.5 SEER2
- 11.2 -14.0 EER2
- Single-stage compressor operation
- Sound level as low as 73 decibels

Reliability

- R-410A refrigerant - environmentally balanced, non-ozone depleting and low lifetime service cost
- Scroll compressor
- Internal pressure relief valve
- Internal thermal overload
- Filter drier



Use of the AHRI Certified TM Mark indicates a manufacturer's participation in the program. For verification of certification for individual products, go to www.ahridirectory.org.

Durability

- Protection package:
 - Solid, durable sheet metal construction
 - Dense wire coil guard

Limited Warranty*

- Five-year parts limited warranty
 - With timely registration, an additional five-year parts limited warranty

* For residential applications only. See warranty certificate for complete details and restrictions, including warranty coverage for other applications.



Unit Performance Data

Model Number	Size (tons)	Nominal Btu/hr	Volts-Phase (60 HZ)	Operating Voltage Range	Shipping Dimensions H x W x D (sq) in (mm)	Ship/Operating Weight lbs (kg)
R4A5S18AKAW	1½	18,000	208-230-1	197-253	30-3/8 x 30-3/8 X 26-3/4 (771.2 x 771.2 x 679.9)	125 / 112 (56.7 / 50.8)
R4A5S24AKAW	2	24,000			37-3/16 x 37-3/16 X 26-3/4 (944.0 x 944.0 x 679.9)	136 / 122 (61.7 / 55.3)
R4A5S30AKAW	2½	30,000			36-11/16 x 36-11/16 x 32-3/16 (931.3 x 931.3 x 817.9)	161 / 143 (73.0 / 64.9)
R4A5S36AKAW	3	36,000			40-1/16 x 40-1/16 x 32-3/16 (1017.7 x 1017.7 x 817.9)	168 / 150 (76.2 / 68.0)
R4A5S42AKAW	3½	42,000			33-1/4 x 33-1/4 x 32-3/16 (844.9 x 844.9 x 817.9)	198 / 181 (89.8 / 82.1)
R4A5S43AKAW	3½	42,000			36 x 36 x 40-9/16 (914.9 x 914.9 x 1030.4)	283 / 257 (128.4 / 116.6)
R4A5S48AKAW	4	48,000			33-1/4 x 33-1/4 x 32-3/16 (844.9 x 844.9 x 817.9)	198 / 181 (89.8 / 82.1)
R4A5S49AKAW	4	48,000			47-3/8 x 47-3/8 x 36 (1203.2 x 1203.2 x 914.9)	272 / 248 (12.4 / 112.5)
R4A5S60AKAW	5	60,000			40-1/16 x 40-1/16 x 32-3/16 (1017.7 x 1017.7 x 817.9)	214 / 195 (97.1 88.5)
R4A5S61AKAW	5	60,000			47-3/8 x 47-3/8 x 36 (1203.2 x 1203.2 x 914.9)	276 / 252 (125.2 / 114.3)

R4A5S (con't.)

Efficient 13.8 - 16 SEER2/
11.2-13.0 EER2 Air Conditioner

Accessories

Description	Part No.	Used With	
Evaporator Freeze Thermostat	NASA00201FS	All	
Motor, Fan*	1191595	49, 61	
Time-Delay Relay	90 sec TDR	NASA001TD	All
	30 sec TDR	NASA00201TD	All
Low Ambient Kit	NASA401LA	All	
Hard Start Kit	NASA012SC	All	
Cycle Protector	NASA001AC	All	
Support Feet	NASA00201SF	All	
Liquid-Line Solenoid Valve	NASA401LS	All	
Winter Start Control	NASA00201WS	All	
Low-Pressure Switch	NASA403PS	All	
High-Pressure Switch	NASA404PS	All	
Crankcase Heater	NASA00601CH	18,24,30,36	
	NASA00501CH	42,43,48,60	
TXV Kit (For use with copper coils)	NAEA40501TX	18-30	
	NAEA40601TX	36-42	
	NAEA40701TX	48-61	
TXV Kit (For use with aluminum coils)	NAEB40501TX	18-30	
	NAEB40601TX	36-43	
	NAEB40701TX	48-61	
Sound Blanket Kit	NASA00201SJ	18-36	
	NASA00101SJ	42-61	

* Required for use with low ambient kits. Rated efficiency will not be met with this accessory installed.

R4A4S

Efficient 13.4-16.0 SEER2/ 11.0-13.5 EER2 Air Conditioner

1½ – 5 Tons Split System
208 / 230 Volt, Single-Phase, 60 Hz



Efficiency/Performance

- 13.4-16.0 SEER2
- 11.0-13.5 EER2
- Single-stage compressor operation
- Sound level as low as 73 decibels

Reliability

- R-410A refrigerant - environmentally balanced, non-ozone depleting and low lifetime service cost
- Scroll compressor
- Internal pressure relief valve
- Internal thermal overload
- Filter drier



Use of the AHRI Certified TM Mark indicates a manufacturer's participation in the program. For verification of certification for individual products, go to www.ahridirectory.org.

Durability

- Protection package:
 - Solid, durable sheet metal construction
 - Dense wire coil guard

Limited Warranty*

- Five-year parts limited warranty
 - With timely registration, an additional five-year parts limited warranty

* For residential applications only. See warranty certificate for complete details and restrictions, including warranty coverage for other applications.



Unit Performance Data

Model Number	Size (tons)	Nominal Btu/hr	Volts-Phase (60 HZ)	Operating Voltage Range	Shipping Dimensions H x W x D (sq) in (mm)	Ship/Operating Weight lbs (kg)
R4A4S18AKAN	1½	18,000	208-230-1	197-253	26-7/16 x 24-1/8 x 24-1/8 (672.1 x 612.7 x 612.7)	109/100 (49.4/45.4)
R4A4S24AKAN	2	24,000			26-15/16 x 26-3/4 x 26-3/4 (684.8 x 679.9 x 679.9)	121/111 (54.9/50.3)
R4A4S30AKAN	2½	30,000			33-1/4 x 32-3/16 x 32-3/16 (844.9 x 817.9 x 817.9)	160/138 (72.6/62.6)
R4A4S36AKAN	3	36,000			26-7/16 x 32-3/16 x 32-3/16 (672.1 x 817.9 x 817.9)	144/131 (65.3/59.4)
R4A4S42AKAN	3½	42,000			47-1/2 x 34-1/4 x 34-1/4 (1207.1 x 870.0 x 870.0)	202/180 (91.6/81.6)
R4A4S48AKAN	4	48,000			29-7/8 x 32-3/16 x 32-3/16 (758.5 x 817.9 x 817.9)	188/170 (85.3/77.1)
R4A4S60AKAN	5	60,000			36-11/16 x 32-3/16 x 32-3/16 (931.3 x 817.9 x 817.9)	204/189 (92.5/85.7)

R4A4S (con't.)

Efficient 13.4-16.0 SEER2/
11.0-13.5 EER2 Air Conditioner

Accessories

Description		Part No.	Used With
Evaporator Freeze Thermostat		NASA00201FS	All
Time-Delay Relay	90 sec TDR	NASA001TD	All
	30 sec TDR	NASA00201TD	All
Low Ambient Kit		NASA401LA	All
Hard Start Kit		NASA012SC	All
Cycle Protector		NASA001AC	All
Support Feet		NASA00201SF	All
Liquid-Line Solenoid Valve		NASA401LS	All
Winter Start Control		NASA00201WS	All
Low-Pressure Switch		NASA403PS	All
High-Pressure Switch		NASA404PS	All
Crankcase Heater		NASA00601CH	18-36
		NASA00501CH	42-60
TXV Kit (For use with copper coils)		NAEA40501TX	18-30
		NAEA40601TX	36-42
		NAEA40701TX	48-60
TXV Kit (For use with aluminum coils)		NAEB40501TX	18-30
		NAEB40601TX	36-42
		NAEB40701TX	48-60
Sound Blanket Kit		NASA00201SJ	18-36
		NASA00101SJ	42-60

Residential Heat Pumps



HVH8

High-Efficiency up to 18.5 SEER2 Variable-Speed Heat Pump With Ion Communicating System

2 – 5 Tons Split System
208 / 230 Volt, Single-Phase, 60 Hz



SYST0101CW
(Sold separately)



Efficiency/Performance

- Up to 18.5 SEER2
- Up to 12.0 EER2
- Up to 8.5 HSPF2
- Integrated inverter control enables five-stage operation with Ion Communicating System
- Also capable of two-stage operation with two-stage thermostat
- Self-configuring installation with Ion System Control
- Compact ECM fan motor driven by integrated inverter control
- Outdoor temperature sensor factory installed
- High performance compressor sound shield standard
- Isolation compressor grommets
- Enhanced dehumidification

Durability

- High-gloss, baked-on powder coat finish over galvanized steel
- Post-painted (black) coil fins
- Coated inlet grille with 3/8" (10mm) spacing for extra protection (hail guard)
- Corner posts for extra strength and style

Reliability

- Variable-speed compressor operates at five stages with capacity range as wide as 25 - 100%
- Electronic expansion valve (EXV) for precise heating control
- High-pressure switch
- Suction pressure transducer
- Pressure equalizer valve for easy starting
- Compressor discharge temperature sensor
- Coil temperature sensor
- Copper tube/aluminum fin coil
- Internal crankcase heater standard
- Suction line accumulator factory installed

Warranty*

- 10-year No Hassle Replacement™ limited warranty
- Five-year parts limited warranty
 - With timely registration, an additional five-year parts limited warranty

* For residential applications only. See warranty certificate for complete details and restrictions, including warranty coverage for other applications.

Easy-to-Install and Service

- Text based diagnostics with Ion System Control
- Only two control wires required from communicating indoor unit to condenser
- External high- and low-refrigerant service ports
- Factory charged with R-410A refrigerant
- Adjustments for min. and max. staging with Ion System Control

smartsense
TECHNOLOGY



Qualifying models only.

Unit Performance Data

Model Number	Size (tons)	Nominal Btu/hr	Min. Circuit Ampacity	Max. Fuse or Breaker	Operating Dimensions H x L x W (sq) in (mm)	Ship/Operating Weight lbs (kg)
HVH824GKA	2	24,000	13.5	20	31-13/16 x 23-1/8 x 23-1/8 (807 x 587 x 587)	154/132 (70/60)
HVH825GKA	2	24,000	23.6	40	38-1/2 x 23-1/8 x 23-1/8 (980 x 587 x 587)	181/156 (82/71)
HVH836GKA	3	36,000	24.4	40	38-1/2 x 23-1/8 x 23-1/8 (980 x 587 x 587)	181/156 (82/71)
HVH837GKA	3	36,000	26.0	40	38-15/16 x 31-3/16 x 31-3/16 (989 x 242 x 242)	244/207 (111/94)
HVH848GKA	4	48,000	31.4	50	38-15/16 x 31-3/16 x 31-3/16 (989 x 792 x 792)	244/207 (111/94)
HVH860GKA	5	60,000	40.8	60	42-5/16 x 31-3/16 x 31-3/16 (1075 x 792 x 792)	272/233 (123/106)

HVH8 (con't.)

High-Efficiency up to 18.5 SEER2 Variable-Speed Heat Pump With Ion Communicating System

Accessories


Part Number	Description	Used on Model Size
SYST0201CW	Ion™ System Control	(see Ion product data for additional Accessories)
NASA00201SF	Support Feet, 4" (102 mm) tall	24, 25, 36, 37, 48, 60
NASA00201FS*	Freeze Thermostat Kit	ALL
NAEA40501TX	TXV Kit, R-410A - for use with copper or tin piston coils	24, 25
NAEA40601TX		36, 37
NAEA40701TX		48, 60
NAEB40501TX	TXV Kit, R-410A - for use with aluminum piston coils	24, 25
NAEB40601TX		36, 37
NAEB40701TX		48, 60
1187979	Vapor Line Muffler	ALL

* Non-communicating

H4H7T

Up to 17 SEER2 2-Stage Heat Pump with Ion Communicating Control System

2 – 5 Tons
208 / 230 Volt, 1-phase, 60 Hz



SYST0101CW
(Sold separately)



Efficiency/Performance

- Up to 17.0 SEER2
- Up to 13.0 EER2
- Up to 8.1 HSPF2
- Communicating, self-configuring operation when used with Ion System Control
- Outdoor temperature sensor factory installed
- Compressor sound blanket standard
- Isolation compressor grommets
- Sound level as low as 69 dBA

Reliability

- Non-ozone depleting R-410A refrigerant
- Front-seating service valves
- 2-stage scroll compressor
- Internal pressure relief valve
- Internal thermal overload
- Loss of charge switch
- Filter drier
- Balanced refrigeration system for maximum reliability



Use of the AHRI Certified TM Mark indicates a manufacturer's participation in the program. For verification of certification for individual products, go to www.ahridirectory.org.



Durability

- Protection package:
 - Solid, durable sheet metal construction
 - Post-painted cabinet finish over galvanized steel

Limited Warranty*

- 10-year No Hassle Replacement™ limited warranty
- Five-year parts limited warranty
 - With timely registration, an additional five-year parts limited warranty

* For residential applications only. See warranty certificate for complete details and restrictions, including warranty coverage for other applications.

Unit Performance Data

Model Number	Size (tons)	Nominal Btu/hr	Volts-Phase (60 HZ)	Operating Voltage Range	Shipping Dimensions H x W x D (sq) in (mm)	Ship/Operating Weight lbs (kg)
H4H7T24AKAAA	2	24,000	208-230-1	197-253	41-3/4 x 37-13/16 x 37-13/16 (1061.0 x 960.0 x 960.0)	272 / 244 (85.7 / 75.7)
H4H7T36AKAAA	3	36,000			45-3/16 x 37-13/16 x 37-13/16 (1147.4 x 960.0 x 960.0)	290 / 261 (131.5 / 118.4)
H4H7T48AKAAA	4	48,000			52 x 37-13/16 x 37-13/16 (1320.1 x 960.0 x 960.0)	339 / 309 (153.8 / 140.2)
H4H7T60AKAAA	5	60,000			52 x 37-13/16 x 37-13/16 (1320.1 x 960.0 x 960.0)	340 / 310 (154.2 / 140.6)

H4H7T (con't.)

Up to 17 SEER2 2-Stage Heat Pump
with Ion Communicating Control System

Accessories


Kit Number	Kit Name	24	36	48	60
SYST0201CW	Ion System Control	X	X	X	X
NASA00201FS	Evaporator Freeze Stat	X	X	X	X
NASA001TD	Time Delay Relay	X	X	X	X
NASA401LA	Low Ambient	X	X	X	X
NASA0010101IK	Isolation Relay	X	X	X	X
NASA015SC	Hard Start	X	X	X	X
NASA001AC	Cycle Protection	X	X	X	X
NASA00201SF	Support Feet	X	X	X	X
NASA001LS	Solenoid Valve	X	X	X	X
NAEA40501TX	TXV KIT (for use with copper coils)	X			
NAEA40601TX	TXV KIT (for use with copper coils)		X		
NAEA40701TX	TXV KIT (for use with copper coils)			X	X
NAEB40501TX	TXV KIT (for use with aluminum coils)	X			
NAEB40601TX	TXV KIT (for use with aluminum coils)		X		
NAEB40701TX	TXV KIT (for use with aluminum coils)			X	X
NASA00106SS	Snow Stand	X	X	X	X

x = Used on this model

H4H5S

Up to 14.3 SEER2 Single Stage Heat Pump with Ion Communicating Control System

1½ – 5 Tons Split System
208 / 230 Volt, 1-phase, 60 Hz



SYST0101CW
(Sold separately)



Efficiency/Performance

- 14.3 - 15.2 SEER2
- 11.0 - 12.5 EER2
- 7.5 - 8.1 HSPF2
- Single-stage compressor operation
- Communicating, self-configuring operation when used with Ion System Control
- Sound levels as low as 68 dBA

Reliability

- Non-ozone depleting R-410A refrigerant
- Scroll compressor
- Internal pressure relief valve
- Internal thermal overload
- High pressure switch
- Loss of charge switch
- Balanced refrigeration system for maximum reliability



Use of the AHRI Certified TM Mark indicates a manufacturer's participation in the program. For verification of certification for individual products, go to www.ahridirectory.org.



ISO 9001
QMS-SM Global

Durability

- Protection package:
 - Solid, durable sheet metal construction
 - Dense wire coil guard with sheet metal corner posts

Limited Warranty*

- Five-year No Hassle Replacement™ limited warranty
- Five-year parts limited warranty
 - With timely registration, an additional five-year parts limited warranty

* For residential applications only. See warranty certificate for complete details and restrictions, including warranty coverage for other applications.

Unit Performance Data

Model Number	Size (tons)	Nominal Btu/hr	Volts-Phase (60 HZ)	Operating Voltage Range	Shipping Dimensions H x W x D (sq) in (mm)	Ship/Operating Weight lbs (kg)
H4H5S18AKAAA	1½	18,000	208-230-1	197-253	31-3/16 x 31-3/16 x 28-11/16 (792.5 x 792.5 x 729.3)	219 / 184 (99.3 / 83.5)
H4H5S24AKAAA	2	24,000			31-3/16 x 31-3/16 x 28-11/16 (792.5 x 792.5 x 729.3)	195 / 164 (88.5 / 73.4)
H4H5S30AKAAA	2½	30,000			31-3/16 x 31-3/16 x 28-11/16 (792.5 x 792.5 x 729.3)	216 / 182 (98.0 / 82.6)
H4H5S36AKAAA	3	36,000			31-3/16 x 31-3/16 x 28-11/16 (792.5 x 792.5 x 729.3)	228 / 194 (103.4 / 88.0)
H4H5S42AKAAA	3½	42,000			31-3/16 x 31-3/16 x 28-11/16 (792.5 x 792.5 x 729.3)	252 / 221 (114.3 / 100.2)
H4H5S48AKAAA	4	48,000			31-3/16 x 31-3/16 x 28-11/16 (792.5 x 792.5 x 729.3)	252 / 221 (114.3 / 100.2)
H4H5S60AKAAA	5	60,000			31-3/16 x 31-3/16 x 28-11/16 (792.5 x 792.5 x 729.3)	267 / 236 (121.1 / 107.0)

H4H5S (con't.)

Up to 14.3 SEER2 Single Stage Heat Pump with Ion Communicating Control System

Accessories

Kit Number	Kit Name	18	24	30	36	42	48	60
SYST0201CW	Ion System Control	X	X	X	X	X	X	X
NASA00601CH	Crankcase Heater	X	X	X	X			
NASA00501CH	Crankcase Heater					X	X	S
NASA001TD	Time Delay Relay	X	X	X	X	X	X	X
NASA00101IK	Isolation Relay	X	X	X	X	X	X	X
NASA001LS	Solenoid Valve Kit	X	X	X	X	X	X	X
NASA00106SS	Snow Stand	X	X	X	X	X	X	X
NASA001AC	Cycle Protector	X	X	X	X	X	X	X
NASA00201FS	Evaporator Freeze Stat	X	X	X	X	X	X	X
NASA012SC	Hard Start	X	X	X	X	X	X	X
NASA401LA	Low Ambient Cooling Pressure Switch	X	X	X	X	X	X	X
NAEA40501TX	TXV Kit	X	X	X				
NAEA40601TX	TXV Kit				X	X		
NAEA40701TX	TXV Kit						X	X
NAEB40501TX	TXV Kit	X	X	X				
NAEB40601TX	TXV Kit				X	X		
NAEB40701TX	TXV Kit						X	X
NASA00201SF	Support Feet	X	X	X	X	X	X	X

x = Used on this model

N4H7T

Efficient up to 17.0 SEER2 / up to 13.0 EER2/
up to 8.1 HSPF2 Heat Pump

2 – 5 Tons Split System
208 / 230 Volt, Single-Phase



Efficiency/Performance

- 17.0 SEER2
- Up to 13.0 EER2
- Up to 8.1 HSPF2
- Two stage compression operation
- Sound level as low as 71 dBA
- System supports Thermidstat or standard 2-stage thermostat controls

Durability

- Protection package:
 - Solid, durable sheet metal construction
 - Pre-painted cabinet finish over galvanized steel

Reliability

- R-410A refrigerant - environmentally sound, won't deplete the ozone layer and low lifetime service cost
- Front-seating service valves
- 2-stage scroll compressors
- Internal pressure relief valve
- Internal thermal overload
- Low pressure switch
- Filter drier
- Balanced refrigeration system for maximum reliability

Limited Warranty*

- Five-year parts limited warranty
 - With timely registration, an additional five-year parts limited warranty

* For residential applications only. See warranty certificate for complete details and restrictions, including warranty coverage for other applications.



Use of the AHRI Certified TM Mark indicates a manufacturer's participation in the program. For verification of certification for individual products, go to www.ahridirectory.org.



ISO 9001
OM-S&A Global

Unit Performance Data

Model Number	Size (tons)	Nominal Btu/hr	Volts-Phase (60 HZ)	Operating Voltage Range	Shipping Dimensions H x W x D (sq) in (mm)	Ship/Operating Weight lbs (kg)
N4H7T24AKAAA	2	24,000	208-230-1	197-253	36 x 36 x 37-3/16 (914.9 x 914.9 x 944)	233/256 (106/116)
N4H7T36AKAAA	3	36,000			36 x 36 x 40-9/16 (914.9 x 914.9 x 1030.4)	245/270 (111/123)
N4H7T48AKAAA	4	48,000			36 x 36 x 47-3/8 (914.9 x 914.9 x 1203.2)	271/298 (123/135)
N4H7T60AKAAA	5	60,000			36 x 36 x 47-3/8 (914.9 x 914.9 x 1203.2)	294/323 (133/147)

N4H7T (con't.)

Efficient up to 17.0 SEER2 / up to 13.0 EER2/
up to 8.1 HSPF2 Heat Pump

Accessories

Description	Part No.	Used With
Evaporator Freeze Stat	NASA00201FS	All
Time Delay Relay	NASA001TD	All
Low Ambient	NASA401LA	All
Isolation Relay	NASA0010101IK	All
Hard Start	NASA015SC	All
Cycle Protection	NASA001AC	All
Support Feet	NASA00201SF	All
Solenoid Valve	NASA001LS	All
TXV KIT (for use with copper coils)	NAEA40501TX	24
TXV KIT (for use with copper coils)	NAEA40601TX	36
TXV KIT (for use with copper coils)	NAEA40701TX	48-60
TXV KIT (for use with aluminum coils)	NAEB40501TX	24
TXV KIT (for use with aluminum coils)	NAEB40601TX	36
TXV KIT (for use with aluminum coils)	NAEB40701TX	48-60
Sound Blanket	NASA00201SJ	24-36
Sound Blanket	NASA00101SJ	48-60
Snow Stand	NASA00106SS	All
High Pressure Switch Kit	NASA405PS	All

N4H5S

Up to 15.2 SEER2, Single-Stage Heat Pump

1½ – 5 Tons Split System
208 / 230 Volt, Single-Phase, 60 Hz



Efficiency/Performance

- 14.3 - 15.2 SEER2
- 11.0 -12.5 EER2
- 7.5 - 8.1 HSPF2
- Single-stage compressor operation
- Sound level as low as 69 dBA

Reliability

- R-410A refrigerant - environmentally balanced, non-ozone depleting and low lifetime service cost.
- Scroll compressor
- Internal pressure relief valve
- Internal thermal overload
- Filter drier
- Balanced refrigeration system for maximum reliability



Use of the AHRI Certified TM Mark indicates a manufacturer's participation in the program. For verification of certification for individual products, go to www.ahridirectory.org.



Durability

- Protection package:
 - Solid, durable sheet metal construction
 - Dense wire coil guard

Limited Warranty*

- Five-year parts limited warranty
 - With timely registration, an additional five-year parts limited warranty

* For residential applications only. See warranty certificate for complete details and restrictions, including warranty coverage for other applications.

Unit Performance Data

Model Number	Size (tons)	Nominal Btu/hr	Volts-Phase (60 HZ)	Operating Voltage Range	Shipping Dimensions H x W x D (sq) in (mm)	Ship Weight lbs (kg)
N4H5S18AKAAA	1½	18,000	208-230-1	197-253	33-15/16 x 34-1/4 X 34-1/4 (861.6 x 870.0 x 870.0)	170 (77.2)
N4H5S24AKAAA	2	24,000			37-5/16 x 34-1/4 X 34-1/4 (947.9 x 870.0 x 870.0)	190 (86.1)
N4H5S30AKAAA	2½	30,000			33-15/16 x 34-1/4 X 34-1/4 (861.6 x 870.0 x 870.0)	207 (93.7)
N4H5S36AKAAA	3	36,000			33-15/16 x 34-1/4 X 34-1/4 (861.6 x 870.0 x 870.0)	208 (94.5)
N4H5S42AKAAA	3½	42,000			37-5/16 x 34-1/4 x 34-1/4 (947.9 x 870.0 x 870.0)	252 (114.5)
N4H5S48AKAAA	4	48,000			40-3/4 x 34-1/4 x 34-1/4 (1034.3 x 870.0 x 870.0)	260 (117.9)
N4H5S60AKAAA	5	60,000			44-1/8 x 37-13/16 x 37-13/16 (1120.7 x 960.0 x 960.0)	293 (133.1)

Accessories

Description		Part No.	Used With
Evaporator Freeze Thermostat		NASA00201FS	All
Time-Delay Relay	90 sec TDR	NASA001TD	All
	30 sec TDR	NASA00201TD	All
Low Ambient Kit		NASA401LA	All
Hard Start Kit		NASA012SC	All
Cycle Protector		NASA001AC	All
Support Feet		NASA00201SF	All
Liquid-Line Solenoid Valve		NASA401LS	All
Winter Start Control		NASA00201WS	All
Low-Pressure Switch		NASA403PS	All
High-Pressure Switch		NASA404PS	All
Crankcase Heater	NASA00601CH	18-36	
	NASA00501CH	42-60	
TXV Kit (For use with copper coils)	NAEA40501TX	18-30	
	NAEA40601TX	36-42	
	NAEA40701TX	48-60	
TXV Kit (For use with aluminum coils)	NAEB40501TX	18-30	
	NAEB40601TX	36-42	
	NAEB40701TX	48-60	
Sound Blanket Kit	NASA00201SJ	18-36	
	NASA00101SJ	42-60	

R4H5S

Up To 14.3 SEER2 Single-Stage Heat Pump

1½ – 5 Tons Split System
208 / 230 Volt, Single-Phase, 60 Hz



Efficiency/Performance

- 14.3 - 15.2 SEER2
- 11.0 - 12.5 EER2
- 7.5 - 8.1 HSPF2
- Single-stage compressor operation
- Sound level as low as 69 dBA

Reliability

- Non-ozone depleting R-410A refrigerant
- Scroll compressor
- Internal pressure relief valve
- Internal thermal overload
- Loss of charge switch
- Filter drier
- Balanced refrigeration system for maximum reliability



Use of the AHRI Certified TM Mark indicates a manufacturer's participation in the program. For verification of certification for individual products, go to www.ahridirectory.org.



ISO 9001
OM-5AF Global

Durability

- Protection package:
 - Solid, durable sheet metal construction
 - Dense wire coil guard

Limited Warranty*

- Five-year parts limited warranty
 - With timely registration, an additional five-year parts limited warranty

* For residential applications only. See warranty certificate for complete details and restrictions, including warranty coverage for other applications.

Unit Performance Data

Model Number	Size (tons)	Nominal Btu/hr	Volts-Phase (60 HZ)	Operating Voltage Range	Shipping Dimensions H x W x D (sq) in (mm)	Ship/Operating Weight lbs (kg)
R4H5S18AKAAA	1½	18,000	208-230-1	197-253	32-3/16 x 32-3/16 x 29-7/8 (817.9 x 817.9 x 758.5)	152 / 135 (69.1 / 61.1)
R4H5S24AKAAA	2	24,000			32-3/16 x 32-3/16 x 33-1/4 (817.9 x 817.9 x 844.9)	173 / 153 (78.4 / 69.6)
R4H5S30AKAAA	2½	30,000			32-3/16 x 32-3/16 x 29-7/8 (817.9 x 817.9 x 758.5)	202 / 171 (91.4 / 77.6)
R4H5S36AKAAA	3	36,000			32-3/16 x 32-3/16 x 29-7/8 (817.9 x 817.9 x 758.5)	190 / 173 (86.4 / 78.4)
R4H5S42AKAAA	3½	42,000			32-3/16 x 32-3/16 x 33-1/4 (817.9 x 817.9 x 844.9)	235 / 216 (106.8 / 98.0)
R4H5S48AKAAA	4	48,000			32-3/16 x 32-3/16 x 36-11/16 (817.9 x 817.9 x 931.3)	242 / 222 (109.6 / 100.7)
R4H5S60AKAAA	5	60,000			36 x 36 x 40-9/16 (914.9 x 931.3 x 1030.4)	275 / 253 (124.6 / 114.8)

R4H5S (con't.)

Up To 14.3 SEER2 Single-Stage Heat Pump

Accessories

Kit Number	Kit Name	18	24	30	36	42	48	60
NASA00601CH	Crankcase Heater	X	X	X	X			
NASA00501CH	Crankcase Heater					X	X	S
NASA001TD	Time Delay Relay	X	X	X	X	X	X	X
NASA00101IK	Isolation Relay	X	X	X	X	X	X	X
NASA001LS	Solenoid Valve Kit	X	X	X	X	X	X	X
NASA00106SS	Snow Stand	X	X	X	X	X	X	X
NASA001AC	Cycle Protector	X	X	X	X	X	X	X
NASA00201FS	Evaporator Freeze Stat	X	X	X	X	X	X	X
NASA012SC	Hard Start	X	X	X	X	X	X	X
NASA401LA	Low Ambient Cooling Pressure Switch	X	X	X	X	X	X	X
NAEA40501TX	TXV Kit	X	X	X				
NAEA40601TX	TXV Kit				X	X		
NAEA40701TX	TXV Kit						X	X
NAEB40501TX	TXV Kit	X	X	X				
NAEB40601TX	TXV Kit				X	X		
NAEB40701TX	TXV Kit						X	X
NASA00201SF	Support Feet	X	X	X	X	X	X	X

x = Used on this model

DLCURA

High-Efficiency Up to 18.0 SEER2 Horizontal Heat Pump

1½ – 5 Tons Split System
208 / 230 Volt, Single-Phase, 60 Hz



Efficiency/Performance

- 14.7 - 18 SEER2
- 8.2 - 12.4 EER2
- 8.2 - 9.8 HSPF2
- Inverter-driven, variable speed, rotary compressor
- Sound levels as low as 54 dBA

Features

- Small footprint
- Factory installed basepan heater
- Factory installed crankcase heater
- Low voltage controls
- 24V Interface pre-installed
- Standard heat and high heat options
- Auto-restart function
- Condenser high temp protection

Minimal Footprint

- A low-profile, unobtrusive outdoor unit makes this system an ideal option for homes with zero lot lines or limited outdoor space.



Refrigeration Circuit

- Line lengths up to 213' (65 m)
- Low ambient operation on high heat models down to -22F (-30C) without the use of wind baffles
- Conventional line set sizes

Whole Home Solution

- This versatile, energy efficient system can be easily retrofitted to combine with existing connections, providing an efficiency upgrade for your entire home.

Warranty*

- Five-year parts limited warranty
 - With timely registration, an additional five-year parts limited warranty

* For residential applications only. See warranty certificate for complete details and restrictions, including warranty coverage for other applications.

Unit Performance Data

Model Number	Heating Model	Size (tons)	Nominal Btu/hr	Min. Circuit Ampacity	Max. Fuse or Breaker	Operating Dimensions H x W x D (sq) in (mm)	Operating/Weight lbs (kg)
DLCURAH18AAK	Standard Heat	1.5	18,000	16	20	21.81 (554) x 31.69 (805) x 12.99 (330)	75.84 (34.4)
DLCURAH18ABK	High Heat	1.5	18,000	16	20	26.50 (673) x 35.04 (890) x 13.29 (338)	102.29 (46.4)
DLCURAH24AAK	Standard Heat	2.0	24,000	19	20	26.50 (673) x 35.04 (890) x 13.29 (338)	102.29 (46.4)
DLCURAH24ABK	High Heat	2.0	24,000	20.5	35	31.89 (810) x 37.24 (946) x 16.02 (407)	141.76 (64.3)
DLCURAH30AAK	Standard Heat	2.5	30,000	20	25	31.89 (810) x 37.24 (946) x 16.02 (407)	141.76 (64.3)
DLCURAH30ABK	High Heat	2.5	30,000	23	25	31.89 (810) x 37.24 (946) x 16.02 (407)	141.76 (64.3)
DLCURAH36AAK	Standard Heat	3.0	36,000	24	25	31.89 (810) x 37.24 (946) x 16.02 (407)	151.68 (68.8)
DLCURAH36ABK	High Heat	3.0	36,000	41	45	52.48 (1333) x 37.48 (952) x 16.34 (415)	217.59 (98.7)
DLCURAH48AAK	Standard Heat	4.0	47,000	34	35	52.48 (1333) x 37.48 (952) x 16.34 (415)	217.59 (98.7)
DLCURAH48ABK	High Heat	4.0	47,000	42	45	52.48 (1333) x 37.48 (952) x 16.34 (415)	217.59 (98.7)
DLCURAH60AAK	Standard Heat	5.0	57,000	34	35	52.48 (1333) x 37.48 (952) x 16.34 (415)	217.15 (98.5)
DLCURAH60ABK	High Heat	5.0	57,000	42	45	52.48 (1333) x 37.48 (952) x 16.34 (415)	239.86 (108.8)


90% Condensing Gas Furnaces



All condensing furnaces are Low NOx units designed for California installations and meet 40 ng/J NOx emissions. Can be installed in air quality management districts with a 40 ng/J NOx emissions requirement. Select condensing furnaces have Ultra-low Nox emissions of 14 ng/J

G97CMN

Up to 98% AFUE Communicating, Modulating Gas Furnace



SYST0101CW
Recommended
(Sold separately)



Efficiency/Performance

- Up to 98% AFUE in upflow and horizontal positions
- Up to 96.7% AFUE in downflow
- Modulating heating operation (40% - 100% capacity)
- Ion Communicating Control System
- Variable-speed, constant airflow ECM blower motor
- Supports single, two-stage, and variable-speed cooling units
- Dehumidification feature in cooling
- Cabinet air leakage less than 2.0% at 1.0 in. W.C. and cabinet air leakage less than 1.4% at 0.5 in. W.C. when tested in accordance with ASHRAE standard 193

Limited Warranty*

- 10-year No Hassle Replacement™ limited warranty
- Lifetime heat exchanger limited warranty with timely registration
- Five-year parts limited warranty
 - With timely registration, an additional five-year parts limited warranty


* For residential applications only. See warranty certificate for complete details and restrictions, including warranty coverage for other applications.

Reliability/Durability

- Flame roll-out sensors standard
- Adjustable heating blower OFF delay
- Factory set blower ON delay
- RPJ® primary heat exchanger
- Stainless steel secondary heat exchanger
- High temperature limit control prevents overheating
- Direct ignition with Silicon Nitride ignitor
- Operates at lower heating rates for quieter operation
- Variable-speed induced draft combustion blower
- Variable-speed ECM blower motor
- Fully insulated steel cabinet

Easy-to-Install and Service

- Direct vent (2-pipe), single pipe venting, or ventilated combustion air
- 24 VAC humidifier terminal
- Electronic air cleaner terminal
- 35" (889mm) high, for ease of installation and room for service
- Quarter turn knobs for easy door removal and secure attachment
- Factory shipped for natural gas, with propane gas conversion kits available
- Four position - upflow/downflow/horizontal (left/right) installation
- At least twelve different venting configurations
- Through the casing flue pipe for counterflow or horizontal applications with accessory kit (order separately)
- Concentric vent available
- Simple troubleshooting of gas valve
- Self-configuring and communicating control
- Slide out heat exchanger assembly and blower assembly




Unit Performance Data

Model Number	Heating Input (BTUH)	Efficiency Range AFUE		Energy Star®	Cooling Capacity CFM range @ .5 in wc (125 PA)	Operating Dimensions H x W x D (sq) in (mm)	Shipping Weight lbs (kg)
		Upflow/Hz	Downflow				
G97CMN0601714A	60,000	97.0%	95.0%	•	510 – 1335	35 x 17-1/2 x 29-1/2 (889 x 445 x 750)	154 (69)
G97CMN0602120A	60,600	98.0%	96.7%	•	510 – 1905	35 x 21 x 29-1/2 (889 x 533 x 750)	159 (72)
G97CMN0801714A	80,000	97.0%	95.0%	•	490 – 1375	35 x 17-1/2 x 29-1/2 (889 x 445 x 750)	164 (74)
G97CMN0802120A	80,000	97.0%	95.0%	•	750 – 1945	35 x 21 x 29-1/2 (889 x 533 x 750)	169 (77)
G97CMN1002122A	100,000	97.0%	95.0%	•	715 – 2160	35 x 21 x 29-1/2 (889 x 533 x 750)	179 (80)
G97CMN1202422A	120,000	97.0%	95.0%	•	885 – 2185	35 x 24-1/2 x 29-1/2 (889 x 622 x 750)	203 (91)

G96CTN

Up to 96.7% AFUE, Communicating, Two-Stage Gas Furnace



SYST0101CW
Recommended
(Sold separately)

Efficiency/Performance

- Up to 96.7% AFUE in upflow and horizontal positions
- 95% AFUE in downflow position
- Two-stage heating operation
- Ion Communicating Control System
- Variable-speed, constant airflow ECM blower motor for extra SEER boost with select cooling equipment
- Supports single, two-stage, and variable-speed cooling units
- Dehumidification feature in cooling
- Cabinet air leakage less than 2.0% at 1.0 in. W.C. and cabinet air leakage less than 1.4% at 0.5 in. W.C. when tested in accordance with ASHRAE standard 193

Limited Warranty*

- 10-year No Hassle Replacement™ limited warranty
- Lifetime heat exchanger limited warranty with timely registration
- Five-year parts limited warranty – With timely registration, an additional five-year parts limited warranty


* For residential applications only. See warranty certificate for complete details and restrictions, including warranty coverage for other applications.

Reliability/Durability

- Flame roll-out sensors standard
- Adjustable heating blower OFF delay
- Factory set blower ON delay
- RPJ® primary heat exchanger
- Stainless steel secondary heat exchanger
- High temperature limit control prevents overheating
- Direct ignition with Silicon Nitride ignitor
- Operates in low stage heating for longer for quieter operation
- Two-speed induced draft combustion blower
- Variable-speed, constant airflow ECM blower motor
- Fully insulated steel cabinet

Easy-to-Install and Service

- Direct vent (2-pipe), single-pipe venting or ventilated combustion air
- 24 VAC humidifier terminal
- Electronic air cleaner terminal
- 35" (889mm) high, for ease of installation
- Quarter turn knobs for easy door removal and secure attachment
- Factory shipped for natural gas, with propane gas conversion kits available
- Four position - upflow/downflow/horizontal (left/right) installation
- At least twelve different venting configurations
- Through the casing flue pipe for counter-flow or horizontal applications with accessory (order separately)
- Self-configuring and communicating control
- Concentric vent available
- Slide out heat exchanger assembly and blower assembly




Unit Performance Data

Model Number	Heating Input (BTUH)	Efficiency Range AFUE		Energy Star®	Cooling Capacity CFM range @ .5 in wc (125 PA)	Operating Dimensions H x W x D (sq) in (mm)	Shipping Weight lbs (kg)
		Upflow/Hz	Downflow				
G96CTN0601714A	60,000	96.3%	95.0%	•	530 - 1280	35 x 17-1/2 x 29-1/2 (889 x 361 x 750)	151.0 (68.5)
G96CTN0801714A	80,000	96.2%	95.0%	•	520 - 1310	35 x 17-1/2 x 29-1/2 (889 x 445 x 750)	152.5 (69.2)
G96CTN0802120A	80,000	96.7%	95.0%	•	750 - 1945	35 x 21 x 29-1/2 (889 x 533 x 750)	171.5 (77.8)
G96CTN1002122A	100,000	96.1%	95.0%	•	715 - 2160	35 x 21 x 29-1/2 (889 x 533 x 750)	179.0 (81.2)
G96CTN1202422A	120,000	96.7%	95.0%	•	705 - 2135	35 x 24-1/2 x 29-1/2 (889 x 622 x 750)	195.0 (88.4)

G95CSU

Up to 95% AFUE, Single-Stage, Variable Speed Communicating, Ultra Low NOx Emissions
35-in. (889 mm) Tall, Condensing Gas Furnace



SYST0101CW
Recommended
(Sold separately)



Efficiency/Performance

- Up to 95.0% AFUE
- Ion Communicating Control System, approved for installations up to 5,400 ft.
- Variable-speed, constant airflow ECM blower motor for extra SEER boost with select cooling equipment and single-stage gas valve
- Supports single-stage, two-stage and variable speed cooling units
- Dehumidification feature in cooling
- Ultra Low NOx - all sizes can be installed in air quality management districts with nitrogen oxides (NOx) emission limit of 14 nanograms/joule

Reliability/Durability

- Stainless steel tubular heat exchanger
- Stainless steel condensing secondary heat exchanger
- Enclosed pre-mix burner with variable speed inducer
- Adjustable heating blower OFF delay
- Factory set blower ON delay
- High temperature limit control designed to prevent overheating
- Pilot free, hot surface igniter
- High quality, corrosion-resistant, prepainted steel cabinet
- Variable speed, constant airflow ECM blower motor
- Fully insulated steel cabinet

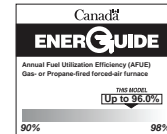
Easy-to-Install and Service

- Direct vent (2-pipe), single-pipe venting or ventilated combustion air
- Condensate trap with 6-3/8" (7-3/8" recommended) clearance in horizontal applications
- Quarter turn knobs for easy door removal and secure attachment
- Three position - upflow and horizontal (left/right) installation
- Factory configured to use natural gas, not convertible to Liquid Propane
- Concentric vent available
- Slide out blower assembly with extra long harness

Limited Warranty*

- Five-year No Hassle Replacement™ limited warranty
- Lifetime heat exchanger limited warranty with timely registration
- Five-year parts limited warranty
 - With timely registration, an additional five-year parts limited warranty


* For residential applications only. See warranty certificate for complete details and restrictions, including warranty coverage for other applications.



Unit Performance Data

Model Number	Heating Input (BTUH)	Efficiency Range AFUE	Cooling Capacity CFM range @ 0.5 in. W.C. (125 Pa)	Operating Dimensions Height x Width x Depth inches (millimeters)	Shipping Weight lbs (kg)
		Upflow/Hz			
G95CSU0601716A	60,000	95.0%	720-1385	35 x 17-1/2 x 29-1/2 (889 x 445 x 750)	149.6 (67.9)
G95CSU0802120A	80,000	95.0%	1070-2195	35 x 21 x 29-1/2 (889 x 533 x 750)	173.1 (78.5)
G95CSU1002122A	100,000	95.0%	1270-2225	35 x 21 x 29-1/2 (889 x 533 x 750)	180.0 (81.6)

* Capacity in accordance with DOE test procedures. Ratings are position dependent. See rating plate.
ESP - External Status Pressure



G96VTN

Variable 25-Speed, Non-Communicating, Two-Stage Gas Furnace

Efficiency/Performance

- Up to 96.7% AFUE in upflow and horizontal positions, 95% AFUE in downflow position
- Two-stage heating operation
- Variable 25-speed, constant torque ECM blower motor
- Supports single-stage and two-stage cooling units
- Dehumidification feature in cooling
- Can be installed in air quality management districts with a 40 ng/J NOx emissions requirement
- Cabinet air leakage less than 2.0% at 1.0 in. w.c. and cabinet air leakage less than 1.4% at 0.5 in. w.c. when tested in accordance with ASHRAE standard 193

Reliability/Durability

- Flame roll-out sensors standard
- Adjustable heating blower OFF delay
- Factory set blower ON delay
- RPJ® primary heat exchanger
- Stainless steel secondary heat exchanger
- High temperature limit control designed to prevent overheating
- Direct ignition with Silicon Nitride ignitor
- Operates at quieter, lower heating rates
- Two-speed induced draft combustion blower
- Variable speed, constant torque ECM blower motor
- Fully insulated steel cabinet

Easy-to-Install and Service

- On-board NFC antenna makes setup a tap away when using the service technician app
- Direct vent (2-pipe), single-pipe venting or ventilated combustion air
- Electronic Air Cleaner and Humidifier terminal
- 35" (889mm) high, for ease of installation
- Quarter turn knobs for easy door removal and secure attachment
- Convertible to propane with gas conversion accessory kit
- Four position - upflow/downflow/horizontal (left/right) installation
- Twelve different venting configurations
- Through the casing flue pipe for counterflow or horizontal applications with accessory (order separately)
- Concentric vent available
- Slide out heat exchanger assembly and blower assembly
- Twinning capable with accessory (order separately)
- 5 ton sizes allow 15 Amp breaker with accessory (order separately)
- Compatible with 24V thermostats

Limited Warranty*

- Five-year No Hassle Replacement™ limited warranty
- Lifetime heat exchanger limited warranty with timely registration
- Five-year parts limited warranty
 - With timely registration, an additional five-year parts limited warranty

* For residential applications only. See warranty certificate for complete details and restrictions, including warranty coverage for other applications.

Unit Performance Data

Model Number	Heating Input (BTUH)	Efficiency Range AFUE		Energy Star®	Cooling Capacity CFM range @ .5 in wc (125 PA)	Operating Dimensions H x W x D (sq) in (mm)	Shipping Weight lbs (kg)
		Upflow/Hz	Downflow				
G96VTN0401410B	40,000	96.0%	95.0%	•	135-1035	35 x 14-3/16 x 29-1/2 (889 x 361 x 750)	126 (57.2)
G96VTN0401712B	40,000	96.0%	95.0%	•	205-1105	35 x 17-1/2 x 29-1/2 (889 x 445 x 750)	136 (61.7)
G96VTN0601412B	60,000	96.0%	95.0%	•	175-1155	35 x 14-3/16 x 29-1/2 (889 x 361 x 750)	128 (58.1)
G96VTN0601716B	60,000	96.3%	95.0%	•	345-1565	35 x 17-1/2 x 29-1/2 (889 x 445 x 750)	145 (65.8)
G96VTN0801716B	80,000	96.2%	95.0%	•	255-1625	35 x 17-1/2 x 29-1/2 (889 x 445 x 750)	152 (68.9)
G96VTN0802120B	80,000	96.7%	95.0%	•	270-2110	35 x 21 x 29-1/2 (889 x 533 x 750)	160 (72.6)
G96VTN1002120B	100,000	96.1%	95.0%	•	340-2170	35 x 21 x 29-1/2 (889 x 533 x 750)	172 (78.0)
G96VTN1002122B	100,000	96.2%	95.0%	•	525-2250	35 x 21 x 29-1/2 (889 x 533 x 750)	173 (78.5)
G96VTN1202422A	120,000	96.7%	95.0%	•	165-2130	35 x 24-1/2 x 29-1/2 (889 x 622 x 7507)	191 (86.6)

N96VSN

Variable 25-Speed, Non-Communicating, Single-Stage Gas Furnace



Efficiency/Performance

- Up to 97.0% AFUE in upflow and horizontal positions, 95% AFUE in downflow position
- Variable-speed, constant torque ECM blower motor
- Supports single-stage and two-stage cooling units
- Dehumidification feature in cooling
- All sizes can be installed in air quality management districts with a 40 ng/J NOx emissions requirement
- Cabinet air leakage less than 2.0% at 1.0 in. w.c. and cabinet air leakage less than 1.4% at 0.5 in. w.c. when tested in accordance with ASHRAE standard 193
- Control of continuous fan speed from a compatible thermostat

Reliability/Durability

- Flame roll-out sensors standard
- Adjustable heating blower OFF delay
- Factory set blower ON delay
- RPJ® primary heat exchanger
- Stainless steel secondary heat exchanger
- High temperature limit control designed to prevent overheating
- Direct ignition with Silicon Nitride ignitor
- Variable speed, constant torque ECM blower motor
- Fully insulated steel cabinet

Easy-to-Install and Service


- On-board NFC antenna makes setup a tap away when using the service technician app
- Direct vent (2-pipe), single-pipe venting or ventilated combustion air
- 24 VAC humidifier terminal
- Electronic air cleaner terminal
- 35" (889mm) high, for ease of installation
- Quarter turn knobs for easy door removal and secure attachment
- Convertible to propane with gas conversion accessory kit
- Four position – upflow/downflow/horizontal (left/right) installation
- Twelve different venting configurations
- Twinning capable with accessory (order separately)
- Through the casing flue pipe for counterflow or horizontal applications with accessory (order separately)
- Concentric vent available
- Slide out heat exchanger assembly and blower assembly

Limited Warranty*

- Lifetime heat exchanger limited warranty with timely registration
- Five-year parts limited warranty
 - With timely registration, an additional five-year parts limited warranty

* For residential applications only. See warranty certificate for complete details and restrictions, including warranty coverage for other applications.

Illustrations and photographs are only representative. Some Product models may vary.



Use of the AHRI Certified TM Mark indicates a manufacturer's participation in the program. For verification of certification for individual products, go to www.ahrirectory.org.



ISO 9001
QMS-ISA Global

WARNING
CARBON MONOXIDE POISONING AND FIRE HAZARD
Failure to follow this warning could result in personal injury, death, and/or property damage.
This furnace is not designed for use in recreation vehicles or outdoors.
Failure to follow this warning could result in personal injury, death, and/or property damage.



N96VSN (con't.)

Variable 25-Speed, Non-Communicating, Single-Stage Gas Furnace

Unit Performance Data

Model Number	Heating Input (BTUH)	Efficiency Range AFUE		Energy Star®	Cooling Capacity CFM range @ .5 in wc (125 PA)	Operating Dimensions H x W x D (sq) in (mm)	Shipping Weight lbs (kg)
		Upflow/Hz	Downflow				
N96VSN0401410B	40,000	96.0%	95.0%	•	130-990	35 x 14-3/16 x 29-1/2 (889 x 361 x 750)	124 (56.2)
N96VSN0401712B	40,000	96.7%	95.0%	•	205-1105	35 x 17-1/2 x 29-1/2 (889 x 445 x 750)	134 (60.8)
N96VSN0601412B	60,000	95.0%	95.0%	•	175-1155	35 x 14-3/16 x 29-1/2 (889 x 361 x 750)	128 (58.1)
N96VSN0601716B	60,000	97.0%	95.0%	•	345-1565	35 x 17-1/2 x 29-1/2 (889 x 445 x 750)	144 (65.3)
N96VSN0801716B	80,000	97.0%	95.0%	•	255-1625	35 x 17-1/2 x 29-1/2 (889 x 445 x 750)	151 (68.5)
N96VSN0802120B	80,000	97.0%	95.0%	•	270-2110	35 x 21 x 29-1/2 (889 x 533 x 750)	161 (73.0)
N96VSN1002120B	100,000	96.3%	95.0%	•	400-2120	35 x 21 x 29-1/2 (889 x 533 x 750)	172 (78.0)
N96VSN1202422B	120,000	96.1%	95.0%	•	350-2245	35 x 24-1/2 x 29-1/2 (889 x 622 x 7507)	186 (84.4)

N96MSN

Up to 97% AFUE, Single-Stage,
Multi-Speed ECM, Gas Furnace



Efficiency/Performance

- Up to 97% AFUE in upflow/horizontal, up to 95% AFUE in downflow
- Multi 18-speed, constant torque (MCT) ECM blower motor
- Enhanced diagnostics with easy to read 3 digit display for faults and status
- Supports single-stage cooling units
- Insulated heat exchanger compartment
- All sizes can be installed in air quality management districts with a 40 ng/J NOx emissions requirement
- Cabinet air leakage less than 2.0% at 1.0 in. w.c. and cabinet air leakage less than 1.4% at 0.5 in. w.c. when tested in accordance with ASHRAE standard 193
- Approved for twinning applications (0601716, 0801716, 0802120, 1002120, 1202422, 1402422) with accessory (order separately)
- Approved for manufactured housing/mobile home applications (0401410 through 1202422) with accessory (order separately)

Reliability/Durability

- Flame roll-out sensors standard
- Adjustable heating blower OFF delay
- Factory set blower ON delay
- RPJ® primary heat exchanger
- Stainless steel secondary heat exchanger
- High temperature limit control designed to prevent overheating
- Direct ignition with Silicon Nitride ignitor
- High-quality, corrosion-resistant, one-piece steel cabinet

Easy-to-Install and Service

- On-board NFC antenna makes setup a tap away when using the service technician app
- Direct vent (2-pipe), single-pipe venting, or ventilated combustion air
- 24 VAC humidifier terminal, electronic air cleaner terminal
- 35" (889mm) high, for ease of installation
- Quarter turn knobs for easy door removal and secure attachment
- Convertible to propane with gas conversion accessory kit
- Four position - upflow/downflow/horizontal (left/right) installation
- Twelve different venting configurations
- Through the casing flue pipe for counterflow or horizontal applications with accessory (order separately)
- Concentric vent available
- Self diagnostics with super bright LED
- Slide out heat exchanger and blower assembly


Limited Warranty*

- Lifetime heat exchanger limited warranty with timely registration
- Five-year parts limited warranty
 - With timely registration, an additional five-year parts limited warranty

* For residential applications only. See warranty certificate for complete details and restrictions, including warranty coverage for other applications.

For California Residents: If installed with a manufactured (mobile) home conversion kit in SCAQMD: This furnace does not meet the SCAQMD Rule 1111 14 ng/J NOx emission limit, and thus is subject to a mitigation fee of up to \$450. This furnace is not eligible for the Clean Air Furnace Rebate Program: www.CleanAirFurnaceRebate.com

Illustrations and photographs are only representative. Some Product models may vary.



Use of the AHRI Certified TM Mark indicates a manufacturer's participation in the program. For verification of certification for individual products, go to www.ahridirectory.org.



WARNING
CARBON MONOXIDE POISONING AND FIRE HAZARD
Failure to follow this warning could result in personal injury, death, and/or property damage.
This furnace is not designed for use in recreation vehicles or outdoors.
Failure to follow this warning could result in personal injury, death, and/or property damage.



N96MSN (con't.)

Up to 96% AFUE, Single-Stage,
Multi-Speed ECM, Gas Furnace

Unit Performance Data

Model Number	Heating Input (BTUH)	AFUE (up to)		Cooling Capacity CFM range @ 0.5 in. W.C. (125 Pa)	Operating Dimensions Height x Width x Depth inches (millimeters)	Shipping Weight lbs (kg)
		Upflow/H	Downflow			
N96MSN0261410A	26,000	96.0%	95.0%	175-970	35 x 14-3/16 x 29-1/2 (889 x 361 x 750)	119 (54)
N96MSN0401410A	40,000	96.0%	95.0%	155-1000	35 x 14-3/16 x 29-1/2 (889 x 361 x 750)	123 (56)
N96MSN0401712A	40,000	96.7%	95.0%	160-1075	35 x 17-1/2 x 29-1/2 (889 x 445 x 750)	130 (59)
N96MSN0601412A	60,000	95.0%	95.0%	200-1165	35 x 14-3/16 x 29-1/2 (889 x 361 x 750)	129 (59)
N96MSN0601716A	60,000	97.0%	95.0%	315-1580	35 x 17-1/2 x 29-1/2 (889 x 445 x 750)	142 (64)
N96MSN0801716A	80,000	97.0%	95.0%	370-1625	35 x 17-1/2 x 29-1/2 (889 x 445 x 750)	150 (68)
N96MSN0802120A	80,000	97.0%	95.0%	225-2125	35 x 21 x 29-1/2 (889 x 533 x 750)	158 (72)
N96MSN1002120A	100,000	96.3%	95.0%	375-2145	35 x 21 x 29-1/2 (889 x 533 x 750)	167 (76)
N96MSN1002122A	100,000	96.3%	95.0%	450-2240	35 x 21 x 29-1/2 (889 x 533 x 750)	167 (76)
N96MSN1202422A	120,000	96.1%	95.0%	290-2240	35 x 24-1/2 x 29-1/2 (889 x 622 x 750)	181 (82)
N96MSN1402422A	140,000	95.0%	95.0%	380-2230	35 x 24-1/2 x 29-1/2 (889 x 622 x 750)	189 (86)

N92MSN

Up to 92.1% AFUE, Single-Stage, Gas Furnace



Efficiency/Performance

- Multi 18-speed, constant torque (MCT) ECM blower motor
- Enhanced diagnostics with easy to read 3 digit display for faults and status
- Up to 92.1% AFUE in upflow, horizontal and downflow positions
- Single-stage gas valve
- Cabinet air leakage less than 2.0% at 1.0 in. w.c. and cabinet air leakage less than 1.4% at 0.5 in. w.c. when tested in accordance with ASHRAE standard 193
- Approved for manufactured housing/mobile home applications with accessory (order separately)
- Select sizes approved for twinning, refer to accessory kit listing
- All sizes can be installed in air quality management districts with a 40 ng/J NO_x emissions requirement

Reliability/Durability

- Flame roll-out sensors standard
- Adjustable heating blower OFF delay
- Factory set blower ON delay
- RPJ® primary heat exchanger
- Stainless steel secondary heat exchanger
- High temperature limit control designed to prevent overheating
- Direct ignition with Silicon Nitride ignitor
- High-quality, corrosion-resistant, one-piece steel cabinet

Easy-to-Install and Service

- Direct vent (2-pipe), single-pipe venting, or ventilated combustion air
- 24 VAC humidifier terminal, electronic air cleaner terminal
- 35" (889mm) high, for ease of installation
- Simplified, factory installed internal condensate drain system
- Quarter turn knobs for easy door removal and secure attachment
- Convertible to propane with gas conversion accessory kit
- Four position – upflow/downflow/horizontal (left/right) installation
- Twelve different venting configurations
- Through the casing flue pipe for counterflow or horizontal applications with accessory (order separately)
- Concentric vent available
- On-board NFC antenna makes setup a tap away when using the service technician app
- Slide out heat exchanger and blower assembly


Limited Warranty*

- 20-year heat exchanger limited warranty
- Five-year parts limited warranty
 - With timely registration, an additional five-year parts limited warranty

* For residential applications only. See warranty certificate for complete details and restrictions, including warranty coverage for other applications.

For California Residents: If installed with a manufactured (mobile) home conversion kit in SCAQMD: This furnace does not meet the SCAQMD Rule 1111 14 ng/J NO_x emission limit, and thus is subject to a mitigation fee of up to \$450. This furnace is not eligible for the Clean Air Furnace Rebate Program: www.CleanAirFurnaceRebate.com

Illustrations and photographs are only representative. Some Product models may vary.



Use of the AHRI Certified TM Mark indicates a manufacturer's participation in the program. For verification of certification for individual products, go to www.ahridirectory.org.



WARNING
CARBON MONOXIDE POISONING AND FIRE HAZARD
Failure to follow this warning could result in personal injury, death, and/or property damage.
This furnace is not designed for use in recreation vehicles or outdoors.
Failure to follow this warning could result in personal injury, death, and/or property damage.



N92MSN (con't.)

Up to 92.1% AFUE, Single-Stage, Gas Furnace

Unit Performance Data

Model Number	Heating Input (BTUH)	AFUE (up to)		Cooling Capacity CFM range @ 0.5 in. W.C. (125 Pa)	Operating Dimensions Height x Width x Depth inches (millimeters)	Shipping Weight lbs (kg)
		Upflow/H	Downflow			
N92MSN0401412A	40,000	92.1%	92.1%	195-1090	35 x 14-3/16 x 29-1/2 (889 x 361 x 750)	122 (55)
N92MSN0401712A	40,000	92.1%	92.1%	140-1100	35 x 17-1/2 x 29-1/2 (889 x 445 x 750)	123 (56)
N92MSN0601412A	60,000	92.1%	92.1%	320-1285	35 x 14-3/16 x 29-1/2 (889 x 361 x 750)	128 (58)
N92MSN0601714A	60,000	92.1%	92.1%	200-1340	35 x 17-1/2 x 29-1/2 (889 x 445 x 750)	136 (62)
N92MSN0801716A	80,000	92.1%	92.1%	270-1790	35 x 17-1/2 x 29-1/2 (889 x 445 x 750)	144 (65)
N92MSN0802120A	80,000	92.1%	92.1%	275-1890	35 x 21 x 29-1/2 (889 x 533 x 750)	153 (69)
N92MSN1002120A	100,000	92.1%	92.1%	295-1870	35 x 21 x 29-1/2 (889 x 533 x 750)	160 (73)
N92MSN1002122A	100,000	92.1%	92.1%	295-2220	35 x 21 x 29-1/2 (889 x 533 x 750)	165 (75)
N92MSN1202420A	120,000	92.1%	92.1%	355-1930	35 x 24-1/2 x 29-1/2 (889 x 622 x 750)	180 (82)

N95MSU

Up to 95% AFUE, Single-Stage,
Ultra Low NOx, Gas Furnace



Efficiency/Performance

- Multi 18-speed, constant torque (MCT) ECM blower motor
- Enhanced diagnostics with easy to read 3 digit display for faults and status
- Up to 95% AFUE
- Approved for installations up to 5,400 ft.
- Ultra Low NOx - all sizes can be installed in air quality management districts with nitrogen oxides (NOx) emission limit of 14 nanograms/joule
- Supports two-stage cooling units
- Insulated heat exchanger and blower compartments
- Cabinet air leakage less than 2.0% at 1.0 in. w.c. and cabinet air leakage less than 1.4% at 0.5 in. w.c. when tested in accordance with ASHRAE standard 193

Reliability/Durability

- Stainless steel tubular heat exchanger
- Stainless steel secondary heat exchanger
- Enclosed Pre-mix burner with variable speed inducer
- Adjustable heating blower OFF delay
- Factory set blower ON delay
- High temperature limit designed to prevent overheating
- Pilot free, hot surface ignitor
- High-quality, corrosion-resistant, one-piece steel cabinet

Easy-to-Install and Service

- Direct vent (2-pipe), single-pipe venting, or ventilated combustion air
- Features a condensate trap (7-3/8" service clearance recommended in horizontal applications)
- Quarter turn knobs for easy door removal and secure attachment
- Three position – upflow and horizontal (left/right) installation
- Factory configured to use with natural gas, not convertible to Liquid Propane
- Concentric vent available
- On-board NFC antenna makes setup a tap away when using the service technician app
- Slide out blower assembly with extra long wiring harness

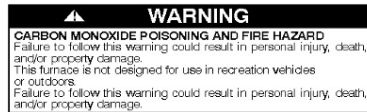

Limited Warranty*

- 20-year heat exchanger limited warranty
- Five-year parts limited warranty
 - With timely registration, an additional five-year parts limited warranty

* For residential applications only. See warranty certificate for complete details and restrictions, including warranty coverage for other applications.



Illustrations and photographs are only representative. Some Product models may vary.



Use of the AHRI Certified TM Mark indicates a manufacturer's participation in the program. For verification of certification for individual products, go to www.ahridirectory.org.



ISO 9001
OM-SAI Global

Unit Performance Data

Model Number	Heating Input (BTUH)	Efficiency Range AFUE	Cooling Capacity CFM range @ 0.5 in. W.C. (125 Pa)	Operating Dimensions Height x Width x Depth inches (millimeters)	Shipping Weight lbs (kg)
		Upflow/Hz			
N95MSU0401712A	40,000	95.0%	235-1255	35 x 17-1/2 x 29-1/2 (889 x 445 x 750)	136 (62)
N95MSU0601716A	60,000	95.0%	315-1675	35 x 17-1/2 x 29-1/2 (889 x 445 x 750)	141 (64)
N95MSU0802120A	80,000	95.0%	305-2080	35 x 21 x 29-1/2 (889 x 533 x 750)	161 (73)
N95MSU1002120A	100,000	95.0%	290-1985	35 x 21 x 29-1/2 (889 x 533 x 750)	167 (76)
N95MSU1002122A	100,000	95.0%	130-2255	35 x 21 x 29-1/2 (889 x 533 x 750)	170 (77)



R96MSN

Up to 97% AFUE, Single-Stage, Multi-Speed ECM, Gas Furnace

Efficiency/Performance

- Up to 97% AFUE in upflow/horizontal, up to 95% AFUE in downflow
- Multi 18-speed, constant torque (MCT) ECM blower motor
- Enhanced diagnostics with easy to read 3 digit display for faults and status
- Supports single-stage cooling units
- Insulated heat exchanger compartment
- All sizes can be installed in air quality management districts with a 40 ng/J NOx emissions requirement
- Cabinet air leakage less than 2.0% at 1.0 in. w.c. and cabinet air leakage less than 1.4% at 0.5 in. w.c. when tested in accordance with ASHRAE standard 193
- Approved for twinning applications (0601716, 0801716, 0802120, 1002120, 1202422) with accessory (order separately)
- Approved for manufactured housing/mobile home applications (0401410 through 1202422) with accessory (order separately)

Reliability/Durability

- Flame roll-out sensors standard
- Adjustable heating blower OFF delay
- Factory set blower ON delay
- RPJ® primary heat exchanger
- Stainless steel secondary heat exchanger
- High temperature limit control designed to prevent overheating
- Direct ignition with Silicon Nitride ignitor
- High-quality, corrosion-resistant, one-piece steel cabinet

Easy-to-Install and Service

- On-board NFC antenna makes setup a tap away when using the service technician app
- Direct vent (2-pipe), single-pipe venting, or ventilated combustion air
- 24 VAC humidifier terminal, electronic air cleaner terminal
- 35" (889mm) high, for ease of installation
- Quarter turn knobs for easy door removal and secure attachment
- Convertible to propane with gas conversion accessory kit
- Four position – upflow/downflow/horizontal (left/right) installation
- Twelve different venting configurations
- Through the casing flue pipe for counterflow or horizontal applications with accessory (order separately)
- Concentric vent available
- Self diagnostics with super bright LED
- Slide out heat exchanger and blower assembly


Limited Warranty*

- 20-year heat exchanger limited warranty
- Five-year parts limited warranty
 - With timely registration, an additional five-year parts limited warranty

* For residential applications only. See warranty certificate for complete details and restrictions, including warranty coverage for other applications.

For California Residents: If installed with a manufactured (mobile) home conversion kit from SCAQMD: This furnace does not meet the SCAQMD Rule 1111 14 ng/J NOx emission limit, and thus is subject to a mitigation fee of up to \$450. This furnace is not eligible for the Clean Air Furnace Rebate Program: www.CleanAirFurnaceRebate.com

Illustrations and photographs are only representative. Some Product models may vary.



Use of the AHRI Certified TM Mark indicates a manufacturer's participation in the program. For verification of certification for individual products, go to www.ahridirectory.org.



WARNING
CARBON MONOXIDE POISONING AND FIRE HAZARD
Failure to follow this warning could result in personal injury, death, and/or property damage.
This furnace is not designed for use in recreation vehicles or outdoors.
Failure to follow this warning could result in personal injury, death, and/or property damage.



R96MSN (con't.)

Up to 96% AFUE, Single-Stage,
Multi-Speed ECM, Gas Furnace

Unit Performance Data

Model Number	Heating Input (BTUH)	AFUE (up to)		Cooling Capacity CFM range @ 0.5 in. W.C. (125 Pa)	Operating Dimensions Height x Width x Depth inches (millimeters)	Shipping Weight lbs (kg)
		Upflow/H	Downflow			
R96MSN0401410A	40,000	96.0%	95.0%	155-1000	35 x 14-3/16 x 29-1/2 (889 x 361 x 750)	123 (56)
R96MSN0401712A	40,000	96.7%	95.0%	160-1075	35 x 17-1/2 x 29-1/2 (889 x 445 x 750)	130 (59)
R96MSN0601716A	60,000	97.0%	95.0%	315-1580	35 x 17-1/2 x 29-1/2 (889 x 445 x 750)	142 (64)
R96MSN0801716A	80,000	97.0%	95.0%	370-1625	35 x 17-1/2 x 29-1/2 (889 x 445 x 750)	150 (68)
R96MSN0802120A	80,000	97.0%	95.0%	225-2125	35 x 21 x 29-1/2 (889 x 533 x 750)	158 (72)
R96MSN1002120A	100,000	96.3%	95.0%	375-2145	35 x 21 x 29-1/2 (889 x 533 x 750)	167 (76)
R96MSN1202422A	120,000	96.1%	95.0%	290-2240	35 x 24-1/2 x 29-1/2 (889 x 622 x 750)	181 (82)



R92MSN

Up to 92.1% AFUE,
Single-Stage, Gas Furnace

Efficiency/Performance

- Multi 18-speed, constant torque (MCT) ECM blower motor
- Enhanced diagnostics with easy to read 3 digit display for faults and status
- Up to 92.1% AFUE in upflow, horizontal and downflow positions
- Single-stage gas valve
- Cabinet air leakage less than 2.0% at 1.0 in. w.c. and cabinet air leakage less than 1.4% at 0.5 in. w.c. when tested in accordance with ASHRAE standard 193
- Approved for manufactured housing/mobile home applications with accessory (order separately)
- Select sizes approved for twinning, refer to accessory kit listing
- All sizes can be installed in air quality management districts with a 40 ng/J NOx emissions requirement

Reliability/Durability

- Flame roll-out sensors standard
- Adjustable heating blower OFF delay
- Factory set blower ON delay
- RPJ® primary heat exchanger
- Stainless steel secondary heat exchanger
- High temperature limit control designed to prevent overheating
- Direct ignition with Silicon Nitride ignitor
- High-quality, corrosion-resistant, one-piece steel cabinet

Easy-to-Install and Service

- Direct vent (2-pipe), single-pipe venting, or ventilated combustion air
- 24 VAC humidifier terminal, electronic air cleaner terminal
- 35" (889mm) high, for ease of installation
- Simplified, factory installed internal condensate drain system
- Quarter turn knobs for easy door removal and secure attachment
- Convertible to propane with gas conversion accessory kit
- Four position – upflow/downflow/horizontal (left/right) installation
- Twelve different venting configurations
- Through the casing flue pipe for counterflow or horizontal applications with accessory (order separately)
- Concentric vent available
- On-board NFC antenna makes setup a tap away when using the service technician app
- Slide out heat exchanger and blower assembly

Limited Warranty*

- 20-year heat exchanger limited warranty
- Five-year parts limited warranty
 - With timely registration, an additional five-year parts limited warranty


* For residential applications only. See warranty certificate for complete details and restrictions, including warranty coverage for other applications.

For California Residents: If installed with a manufactured (mobile) home conversion kit in SCAQMD: This furnace does not meet the SCAQMD Rule 1111 14 ng/J NOx emission limit, and thus is subject to a mitigation fee of up to \$450. This furnace is not eligible for the Clean Air Furnace Rebate Program: www.CleanAirFurnaceRebate.com

Illustrations and photographs are only representative. Some Product models may vary.



Use of the AHRI Certified TM Mark indicates a manufacturer's participation in the program. For verification of certification for individual products, go to www.ahridirectory.org.



ISO 9001
OM-514 Global



WARNING
CARBON MONOXIDE POISONING AND FIRE HAZARD
 Failure to follow this warning could result in personal injury, death, and/or property damage.
 This furnace is not designed for use in recreation vehicles or outdoors.
 Failure to follow this warning could result in personal injury, death, and/or property damage.

Unit Performance Data

Model Number	Heating Input (BTUH)	AFUE (up to)		Cooling Capacity CFM range @ 0.5 in. W.C. (125 Pa)	Operating Dimensions Height x Width x Depth inches (millimeters)	Shipping Weight lbs (kg)
		Upflow/H	Downflow			
R92MSN0401412A	40,000	92.1%	92.1%	195-1090	35 x 14-3/16 x 29-1/2 (889 x 361 x 750)	122 (55)
R92MSN0601714A	60,000	92.1%	92.1%	200-1340	35 x 17-1/2 x 29-1/2 (889 x 445 x 750)	136 (62)
R92MSN0801716A	80,000	92.1%	92.1%	270-1790	35 x 17-1/2 x 29-1/2 (889 x 445 x 750)	144 (65)
R92MSN1002120A	100,000	92.1%	92.1%	295-1870	35 x 21 x 29-1/2 (889 x 533 x 750)	160 (73)

R95MSU

Up to 95% AFUE, Single-Stage,
Ultra Low NOx, Gas Furnace



Efficiency/Performance

- Multi 18-speed, constant torque (MCT) ECM blower motor
- Enhanced diagnostics with easy to read 3 digit display for faults and status
- Up to 95% AFUE
- Approved for installations up to 5,400 ft.
- Ultra Low NOx - all sizes can be installed in air quality management districts with nitrogen oxides (NOx) emission limit of 14 nanograms/joule
- Supports two-stage cooling units
- Insulated heat exchanger and blower compartments
- Cabinet air leakage less than 2.0% at 1.0 in. w.c. and cabinet air leakage less than 1.4% at 0.5 in. w.c. when tested in accordance with ASHRAE standard 193

Reliability/Durability

- Stainless steel tubular heat exchanger
- Stainless steel secondary heat exchanger
- Enclosed Pre-mix burner with variable speed inducer
- Adjustable heating blower OFF delay
- Factory set blower ON delay
- High temperature limit designed to prevent overheating
- Pilot free, hot surface ignitor
- High-quality, corrosion-resistant, one-piece steel cabinet

Easy-to-Install and Service

- Direct vent (2-pipe), single-pipe venting, or ventilated combustion air
- Features a condensate trap (7-3/8" service clearance recommended in horizontal applications)
- Quarter turn knobs for easy door removal and secure attachment
- Three position – upflow and horizontal (left/right) installation
- Factory configured to use with natural gas, not convertible to Liquid Propane
- Concentric vent available
- On-board NFC antenna makes setup a tap away when using the service technician app
- Slide out blower assembly with extra long wiring harness

Limited Warranty*


20-year heat exchanger limited warranty

- Five-year parts limited warranty
 - With timely registration, an additional five-year parts limited warranty

* For residential applications only. See warranty certificate for complete details and restrictions, including warranty coverage for other applications.



Illustrations and photographs are only representative. Some Product models may vary.



WARNING
CARBON MONOXIDE POISONING AND FIRE HAZARD
 Failure to follow this warning could result in personal injury, death, and/or property damage.
 This furnace is not designed for use in recreation vehicles or outdoors.
 Failure to follow this warning could result in personal injury, death, and/or property damage.



Use of the AHRI Certified TM Mark indicates a manufacturer's participation in the program. For verification of certification for individual products, go to www.ahridirectory.org.



Unit Performance Data


Model Number	Heating Input (BTUH)	Efficiency Range AFUE	Cooling Capacity CFM range @ 0.5 in. W.C. (125 Pa)	Operating Dimensions Height x Width x Depth inches (millimeters)	Shipping Weight lbs (kg)
		Upflow/Hz			
R95MSU0401712A	40,000	95.0%	235-1255	35 x 17-1/2 x 29-1/2 (889 x 445 x 750)	136 (62)
R95MSU0601716A	60,000	95.0%	315-1675	35 x 17-1/2 x 29-1/2 (889 x 445 x 750)	141 (64)
R95MSU0802120A	80,000	95.0%	305-2080	35 x 21 x 29-1/2 (889 x 533 x 750)	161 (73)
R95MSU1002120A	100,000	95.0%	290-1985	35 x 21 x 29-1/2 (889 x 533 x 750)	167 (76)

80% Gas Furnaces



G80CTL

80% AFUE Variable-Speed, Two-Stage Gas Furnace



SYST0101CW
Recommended
(Sold separately)



Efficiency/Performance

- 80% AFUE
- Cabinet air leakage less than 2.0% at 1.0 in. W.C. and cabinet air leakage less than 1.4% at 0.5 in. W.C. when tested in accordance with ASHRAE standard 193
- Supports two-stage cooling units
- Ion Communicating Control System
- Flame roll-out sensors standard
- Category I venting
- Blocked vent switch
- Dehumidification feature in cooling
- 24 VAC humidifier terminal
- Electronic air cleaner terminal
- Low NOx units are designed for California installations and meet 40 ng/J NOx emissions. Can be installed in air quality management districts with a 40 ng/J NOx emissions requirement.

Reliability/Durability

- Variable-speed ECM blower motor
- Adjustable heating blower OFF delay
- Factory set blower ON delay
- RPJ® aluminized steel heat exchanger
- High temperature limit control prevents overheating
- Direct ignition with Silicon Nitride ignitor
- One piece prepainted steel cabinet
- Two-stage heating runs in lower stage for longer for quieter operation
- Two-stage induced draft blower
- In-shot burners
- Insulated blower compartment

Easy-to-Install and Service

- 33-1/3" (847mm) high, for ease of installation
- Quarter turn knobs for easy door removal and secure attachment
- Factory shipped for natural gas, with propane gas conversion kits available
- Four position - upflow/downflow/horizontal (left/right) installation
- Three position vent elbow capability
- Through the casing flue pipe for counterflow applications
- Common venting with other Category I appliances
- Masonry chimney adapter available
- Self diagnostics
- Slide out blower assembly


Limited Warranty*

- 10-year No Hassle Replacement™ limited warranty
- Lifetime heat exchanger limited warranty with timely registration
- Five-year parts limited warranty
 - With timely registration, an additional five-year parts limited warranty

* For residential applications only. See warranty certificate for complete details and restrictions, including warranty coverage for other applications.

Unit Performance Data

Model Number	Heating Input (BTUH)	Efficiency AFUE	Cooling Capacity CFM range @ .5 in. w.c. (125 PA)	Dimensions H x W x D Inches (Millimeters)	Shipping Wt. Lbs (Kg)
G80CTL0451712A	44,000	80.0%	550 - 1345	33-1/3 x 17-1/2 x 29 (847 x 445 x 737)	126 (57)
G80CTL0701412A	66,000	80.0%	485 - 1395	33-1/3 x 14-3/16 x 29 (847 x 360 x 737)	107 (49)
G80CTL0701716A	66,000	80.0%	505 - 1375	33-1/3 x 17-1/2 x 29 (847 x 445 x 737)	126 (57)
G80CTL0702120A	66,000	80.0%	790 - 2150	33-1/3 x 21 x 29 (847 x 533 x 737)	146 (66)
G80CTL0901716A	88,000	80.0%	475 - 1595	33-1/3 x 17-1/2 x 29 (847 x 445 x 737)	126 (57)
G80CTL0902120A	88,000	80.0%	730 - 2330	33-1/3 x 21 x 29 (847 x 533 x 737)	146 (66)
G80CTL1102120A	110,000	80.0%	700 - 2155	33-1/3 x 21 x 29 (847 x 533 x 737)	152 (69)
G80CTL1352422A	132,000	80.0%	690 - 2265	33-1/3 x 24-1/2 x 29 (847 x 622 x 737)	163 (74)



SYST0101CW
Recommended
(Sold separately)

G80CSU

80% AFUE, Ultra-Low NOx, Variable-Speed, Communicating, Single Stage Gas Furnace

Efficiency/Performance

- 80% AFUE
- Ultra-low NOx emissions - all sizes can be installed in air quality management districts with nitrogen oxides (NOx) emission limit of 14 nanograms/joule
- Four-position furnace: Upflow, Horizontal Right, Horizontal Left, Downflow (6 different vent options)
- Supports two-stage and multi stage cooling units
- Dehumidification feature in cooling
- 24 VAC humidifier terminal, electric air cleaner terminal
- Category I venting
- Cabinet air leakage less than 2.0% at 1.0 in. W.C. and cabinet air leakage less than 1.4% at 0.5 in. W.C. when tested in accordance with ASHRAE Standard 193

Reliability/Durability

- Variable speed ECM blower
- Single-stage gas valve
- Stainless steel, tubular heat exchanger
- Pilot free, hot surface ignition
- High temperature limit control designed to prevent overheating
- Blocked vent switch
- Pre-mix burner
- Variable speed inducer motor

Easy-to-Install and Service

- Approved for installations up to 5,400 feet
- 33-1/4" (843.9mm) high, for ease of installation
- Quarter turn knobs for easy door removal and secure attachment
- Factory shipped for natural gas, not convertible to propane
- Flexible installation: Upflow, Downflow, Horizontal
- Two position vent elbow capability
- Common venting with other Category I appliances
- Self diagnostics

Limited Warranty*

- Five-year No Hassle Replacement™ limited warranty
- Lifetime heat exchanger limited warranty with timely registration
- Five-year parts limited warranty
 - With timely registration, an additional five-year parts limited warranty

* For residential applications only. See warranty certificate for complete details and restrictions, including warranty coverage for other applications.

Unit Performance Data

Model Number	Input (BTUH)	Energy AFUE	Cooling Capacity CFM Range @ 0.5 in. W.C. (125 Pa)	Dimensions H x W x D Inches (Millimeters)	Shipping Weight lbs (kg)
G80CSU0401712A	40,000	80.0%	505 - 1490	33-1/4 x 17-1/2 x 29 (844 x 445 x 737)	119 (54)
G80CSU0601716A	60,000	80.0%	535 - 1480	33-1/4 x 17-1/2 x 29 (844 x 445 x 737)	124 (56)
G80CSU0802120A	80,000	80.0%	990 - 2390	33-1/4 x 21 x 29 (844 x 533 x 737)	144 (65)
G80CSU1002120A	100,000	80.0%	1130 - 2260	33-1/4 x 21 x 29 (844 x 533 x 737)	154 (70)

G80VTL

80% AFUE Two-Stage, Variable 25-Speed, Non-Communicating Gas Furnace



Efficiency/Performance

- Variable 25-speed, constant torque ECM motor
- Enhanced diagnostics with easy to read 3 digit display for faults and status
- 80% AFUE
- Cabinet air leakage less than 2.0% at 1.0 in. w.c. and cabinet air leakage less than 1.4% at 0.5 in. w.c. when tested in accordance with ASHRAE standard 193
- Supports two-stage cooling units
- Flame roll-out sensors standard
- Category I venting
- Blocked vent switch
- Dehumidification feature in cooling
- 24 VAC humidifier terminal
- Electronic air cleaner terminal
- All units can be installed in air quality management districts with a 40 ng/J NOx emissions requirement

Reliability/Durability

- Variable speed, constant airflow ECM blower motor
- Adjustable heating blower OFF delay
- Factory set blower ON delay
- RPJ Aluminized steel heat exchanger
- High temperature limit control designed to prevent overheating
- Direct ignition with Silicon Nitride ignitor
- One piece prepainted steel cabinet
- Two-stage operation
- Two-speed induced draft blower
- In-shot burners
- Insulated blower compartment

Easy-to-Install and Service

- On-board NFC antenna makes setup a tap away when using service technician app
- 33-1/3" (847mm) high, for ease of installation
- Quarter turn knobs for easy door removal and secure attachment
- Convertible to propane with gas conversion accessory kit
- Twinning capable with accessory kit
- Four position – upflow/downflow/horizontal (left/right) installation
- Three position vent elbow capability
- Through the casing flue pipe for counterflow applications
- Common venting with other Category I appliances
- Masonry chimney adapter available
- Self diagnostics
- Slide out blower assembly

Limited Warranty*

- Five-year No Hassle Replacement™ limited warranty
- Lifetime heat exchanger limited warranty with timely registration
- Five-year parts limited warranty
 - With timely registration, an additional five-year parts limited warranty

* For residential applications only. See warranty certificate for complete details and restrictions, including warranty coverage for other applications.

Illustrations and photographs are only representative. Some Product models may vary.



Use of the AHRI Certified TM Mark indicates a manufacturer's participation in the program. For verification of certification for individual products, go to www.ahridirectory.org.



WARNING
CARBON MONOXIDE POISONING AND FIRE HAZARD
 Failure to follow this warning could result in personal injury, death, and/or property damage.
 This furnace is not designed for use in recreation vehicles or outdoors.
 Failure to follow this warning could result in personal injury, death, and/or property damage.

Unit Performance Data

Model Number	Heating Input (BTUH)	Efficiency AFUE	Cooling Capacity CFM range @ .5 in. w.c. (125 PA)	Dimensions H x W x D Inches (Millimeters)	Shipping Wt. Lbs (Kg)
G80VTL0451412B	44,000	80%	185-1345	33-1/3 x 14-3/16 x 29 (847 x 360 x 737)	114 (51.7)
G80VTL0701716B	66,000	80%	260-1715	33-1/3 x 17-1/2 x 29 (847 x 445 x 737)	134 (60.8)
G80VTL0902120B	88,000	80%	330-2285	33-1/3 x 21 x 29 (847 x 533 x 737)	149 (67.6)
G80VTL1102120B	110,000	80%	375-2345	33-1/3 x 21 x 29 (847 x 533 x 737)	155 (70.3)



N80VSL

80% AFUE, Single-Stage, Variable Speed ECM Gas Furnace

Efficiency/Performance

- Multi 25-speed, constant torque (MCT) ECM blower motor
- Enhanced diagnostics with easy to read 3 digit display for faults and status
- 80% AFUE
- Flame roll-out sensors standard
- Category I venting
- Blocked vent switch
- Louvered door
- 24 VAC humidifier terminal
- Electronic air cleaner terminal
- Select sizes approved for twinning, refer to accessory kit listing
- All sizes can be installed in air quality management districts with a 40ng/J Nox emissions limit
- Cabinet air leakage less than 2.0% at 1.0 in. w.c. and cabinet air leakage less than 1.4% at 0.5 in. w.c. when tested in accordance with ASHRAE standard 193

Reliability/Durability

- Adjustable heating blower OFF delay
- Factory set blower ON delay

Illustrations and photographs are only representative. Some Product models may vary.



Use of the AHRI Certified TM Mark indicates a manufacturer's participation in the program. For verification of certification for individual products, go to www.ahridirectory.org.



ISO 9001
OM-SAI Global

WARNING
CARBON MONOXIDE POISONING AND FIRE HAZARD
 Failure to follow this warning could result in personal injury, death, and/or property damage.
 This furnace is not designed for use in recreation vehicles or outdoors.
 Failure to follow this warning could result in personal injury, death, and/or property damage.



Easy-to-Install and Service

- On-board NFC antenna makes setup a tap away when using the service technician app
- 33-1/3" (847mm) high, for ease of installation
- Quarter turn knobs for easy door removal and secure attachment
- Convertible to propane with gas conversion accessory kit
- Twinning capable with accessory kit
- Four position – upflow/downflow/horizontal (left/right) installation
- Three position vent elbow capability
- Through the casing flue pipe for counterflow applications
- Common venting with other Category I appliances
- Masonry chimney adapter available
- Slide out blower assembly

Limited Warranty*

- 20-year heat exchanger limited warranty
- Five-year parts limited warranty
 - With timely registration, an additional five-year parts limited warranty

* For residential applications only. See warranty certificate for complete details and restrictions, including warranty coverage for other applications.

Unit Performance Data

Model Number	Heating Input (BTUH)	Efficiency AFUE	Cooling Capacity CFM range @ .5 in. w.c. (125 Pa)	Operating Dimensions H x W x D (sq) in (mm)	Shipping Weight lbs (kg)
N80VSL0451412B	44,000	80%	185-1345	33-1/3 x 14-3/16 x 29 (847 x 306 x 737)	111 (50.3)
N80VSL0701412B	66,000	80%	220-1340	33-1/3 x 14-3/16 x 29 (847 x 306 x 737)	118 (53.5)
N80VSL0701716B	66,000	80%	245-1680	33-1/3 x 17-1/2 x 29 (847 x 306 x 737)	129 (58.5)
N80VSL0901716B	88,000	80%	340-1480	33-1/3 x 17-1/2 x 29 (847 x 445 x 737)	134 (60.8)
N80VSL0902120B	88,000	80%	330-2285	33-1/3 x 21 x 29 (847 x 533 x 737)	149 (67.6)
N80VSL1102122B	110,000	80%	375-2345	33-1/3 x 21 x 29 (847 x 533 x 737)	155 (70.3)
N80VSL1352422B	135,000	80%	340-2330	33-1/3 x 24-1/2 x 29 (847 x 622 x 737)	170 (77.1)

N80MSN, N80MSL

80% Single-Stage, Multi 18-Speed ECM Gas Furnace



Efficiency/Performance

- Multi 18-Speed, Constant Torque (MCT) ECM blower motor
- Enhanced diagnostics with easy to read 3 digit display for faults and status
- 80% AFUE
- Flame roll-out sensors standard
- Category I venting
- Blocked vent switch
- Louvered door
- 24 VAC humidifier terminal
- Electronic air cleaner terminal
- Select sizes approved for twinning, refer to accessory kit listing
- N80MSL - Low NOx units are designed for California installations and can be installed in air quality management districts with a 40ng/J NOx emissions limit
- Cabinet air leakage less than 2.0% at 1.0 in. w.c. and cabinet air leakage less than 1.4% at 0.5 in. w.c. when tested in accordance with ASHRAE standard 193

Reliability/Durability

- Adjustable heating blower OFF delay
- Factory set blower ON delay

Easy-to-Install and Service

- On-board NFC antenna makes setup a tap away when using the service technician app
- 33-1/3" (847mm) high, for ease of installation
- Quarter turn knobs for easy door removal and secure attachment
- Convertible to propane with gas conversion accessory kit
- Four position - upflow/downflow/horizontal (left/right) installation
- Three position inducer elbow capability
- Through the casing flue pipe for counterflow applications
- Common venting with other Category I appliances
- Masonry chimney adapter available
- Self diagnostics
- Slide out blower assembly

Limited Warranty*

- 20-year heat exchanger limited warranty
- Five-year parts limited warranty
 - With timely registration, an additional five-year parts limited warranty

* For residential applications only.
See warranty certificate for complete details and restrictions, including warranty coverage for other applications.



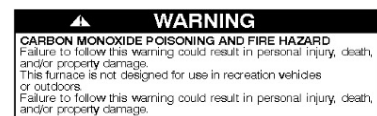
Illustrations and photographs are only representative. Some Product models may vary.



Use of the AHRI Certified TM Mark indicates a manufacturer's participation in the program. For verification of certification for individual products, go to www.ahridirectory.org.



ISO 9001
GM-S&I Global



N80MSN, N80MSL (con't.)

80% Single-Stage, Multi
18-Speed ECM Gas Furnace

Unit Performance Data

Model Number	Heating Input (BTUH)	Efficiency AFUE	Cooling Capacity CFM range @ .5 in. w.c. (125 PA)	Dimensions H x W x D Inches (Millimeters)	Operating Wt. Lbs (Kg)
N80MSN0451412A	44,000	80%	175-1095	33-1/3 x 14-3/16 x 29 (847 x 360 x 737)	108 (49)
N80MSN0451712A	44,000	80%	210-1285	33-1/3 x 17-1/2 x 29 (847 x 445 x 737)	121 (55)
N80MSN0701412A	66,000	80%	180-1115	33-1/3 x 14-3/16 x 29 (847 x 360 x 737)	114 (52)
N80MSN0701712A	66,000	80%	155-1160	33-1/3 x 17-1/2 x 29 (847 x 445 x 737)	124 (56)
N80MSN0701716A	66,000	80%	235-1700	33-1/3 x 17-1/2 x 29 (847 x 445 x 737)	127 (58)
N80MSN0702116A	66,000	80%	210-1820	33-1/3 x 21 x 29 (847 x 533 x 737)	139.5 (63)
N80MSN0901714A	88,000	80%	330-1490	33-1/3 x 17-1/2 x 29 (847 x 445 x 737)	133 (60)
N80MSN0902116A	88,000	80%	315-1565	33-1/3 x 21 x 29 (847 x 533 x 737)	140.5 (64)
N80MSN0902120A	88,000	80%	325-2315	33-1/3 x 21 x 29 (847 x 533 x 737)	147 (67)
N80MSN0902420A	88,000	80%	265-1980	33-1/3 x 24-1/2 x 29 (847 x 622 x 737)	150 (68)
N80MSN1102120A	110,000	80%	420-2350	33-1/3 x 21 x 29 (847 x 533 x 737)	150 (68)
N80MSN1102420A	110,000	80%	400-2005	33-1/3 x 24-1/2 x 29 (847 x 622 x 737)	165 (75)
N80MSN1352420A	132,000	80%	290-1925	33-1/3 x 24-1/2 x 29 (847 x 622 x 737)	167 (76)
N80MSN1552420A	154,000	80%	290-1985	33-1/3 x 24-1/2 x 29 (847 x 622 x 737)	171 (77)
LOW NOx MODELS					
N80MSL0451412A	44,000	80%	175-1095	33-1/3 x 14-3/16 x 29 (847 x 360 x 737)	108 (49)
N80MSL0451712A	44,000	80%	210-1285	33-1/3 x 17-1/2 x 29 (847 x 445 x 737)	121 (55)
N80MSL0701412A	66,000	80%	180-1115	33-1/3 x 14-3/16 x 29 (847 x 360 x 737)	114 (52)
N80MSL0701712A	66,000	80%	155-1160	33-1/3 x 17-1/2 x 29 (847 x 445 x 737)	124 (56)
N80MSL0701716A	66,000	80%	235-1700	33-1/3 x 17-1/2 x 29 (847 x 445 x 737)	127 (58)
N80MSL0702116A	66,000	80%	210-1820	33-1/3 x 21 x 29 (847 x 533 x 737)	139.5 (63)
N80MSL0901714A	88,000	80%	330-1490	33-1/3 x 17-1/2 x 29 (847 x 445 x 737)	133 (60)
N80MSL0902116A	88,000	80%	315-1565	33-1/3 x 21 x 29 (847 x 533 x 737)	140.5 (64)
N80MSL0902120A	88,000	80%	325-2315	33-1/3 x 21 x 29 (847 x 533 x 737)	147 (67)
N80MSL1102120A	110,000	80%	420-2350	33-1/3 x 21 x 29 (847 x 533 x 737)	150 (68)
N80MSL1102420A	110,000	80%	400-2005	33-1/3 x 24-1/2 x 29 (847 x 622 x 737)	165 (75)
N80MSL1352420A	132,000	80%	290-1925	33-1/3 x 24-1/2 x 29 (847 x 622 x 737)	167 (76)
N80MSL1552420A	154,000	80%	290-1985	33-1/3 x 24-1/2 x 29 (847 x 622 x 737)	171 (77)

N80MSU

80% Ultra-Low NOX, Multi 18-Speed ECM, Single-Stage Gas Furnace



Efficiency/Performance

- 80% AFUE
- Multi 18-Speed, Constant Torque (MCT) ECM blower motor
- Ultra Low NOx - all sizes can be installed in air quality management districts with nitrogen oxides (NOx) emission limit of 14 nanograms/joule
- Two-stage cooling capability
- Four-position furnace: Upflow, Horizontal Right, Horizontal Left, Downflow (6 different venting options)
- Versatile venting for tight-fit applications
- Category I venting
- Cabinet air leakage less than 2.0% at 1.0 in. W.C. and cabinet air leakage less than 1.4% at 0.5 in. W.C. when tested in accordance with ASHRAE Standard 193

Reliability/Durability

- On-board NFC antenna makes setup a tap away when using the service technician app
- Fixed-speeds, constant torque ECM blower motor
- Stainless steel heat exchanger
- Pilot free, hot surface ignition
- High temperature limit control designed to prevent overheating
- Blocked vent switch
- Noise reduction combustion system, insulated blower compartment
- Variable speed inducer motor

Easy-to-Install and Service

- Approved for installations up to 5,400 ft.
- 33-1/4" (843.9mm) high, for ease of installation
- Quarter turn knobs for easy door removal and secure attachment
- Factory shipped for natural gas, not convertible to propane
- Flexible installation: Upflow, Downflow, Horizontal
- Two position vent elbow capability
- Common venting with other Category I appliances
- Self diagnostics
- Slide out blower assembly

Limited Warranty*

- 20-year heat exchanger limited warranty
- Five-year parts limited warranty
 - With timely registration, an additional five-year parts limited warranty

* For residential applications only. See warranty certificate for complete details and restrictions, including warranty coverage for other applications.



Illustrations and photographs are only representative. Some Product models may vary.



Use of the AHRI Certified TM Mark indicates a manufacturer's participation in the program. For verification of certification for individual products, go to www.ahridirectory.org.



ISO 9001
OM-ISA Global

WARNING

CARBON MONOXIDE POISONING AND FIRE HAZARD
 Failure to follow this warning could result in personal injury, death, and/or property damage.
 This furnace is not designed for use in recreation vehicles or outdoors.
 Failure to follow this warning could result in personal injury, death, and/or property damage.

Unit Performance Data

Model Number	Heating Input (BTUH)	Efficiency AFUE	Cooling Capacity CFM range @ .5 in. w.c. (125 PA)	Dimensions H x W x D Inches (Millimeters)	Operating Wt. Lbs (Kg)
N80MSU0401712A	40,000	80%	314-1415	33-1/4 x 17-1/2 x 29 (843.9 x 445 x 737)	123 (56)
N80MSU0601716A	60,000	80%	340-1845	33-1/4 x 17-1/2 x 29 (843.9 x 445 x 737)	127 (58)
N80MSU0802120A	80,000	80%	330-2385	33-1/4 x 21 x 29 (843.9 x 533 x 737)	149 (58)
N80MSU1002120A	100,000	80%	425-2290	33-1/4 x 21 x 29 (843.9 x 533 x 737)	153 (69)



R80MSN, R80MSL

80% Single-Stage, Multi-Speed
ECM Gas Furnace

Efficiency/Performance

- Multi 18-Speed, Constant Torque (MCT) ECM blower motor
- Enhanced diagnostics with easy to read 3 digit display for faults and status
- 80% AFUE
- Flame roll-out sensors standard
- Category I venting
- Blocked vent switch
- Louvered door
- 24 VAC humidifier terminal
- Electronic air cleaner terminal
- Select sizes approved for twinning, refer to accessory kit listing
- R80MSL - Low NOx units are designed for California installations and can be installed in air quality management districts with a 40ng/J NOx emissions limit
- Cabinet air leakage less than 2.0% at 1.0 in. w.c. and cabinet air leakage less than 1.4% at 0.5 in. w.c. when tested in accordance with ASHRAE standard 193

Limited Warranty*

- 20-year heat exchanger limited warranty
- Five-year parts limited warranty
 - With timely registration, an additional five-year parts limited warranty

* For residential applications only.
See warranty certificate for complete details and restrictions, including warranty coverage for other applications.

Reliability/Durability

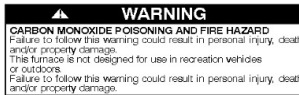
- Adjustable heating blower OFF delay
- Factory set blower ON delay

Easy-to-Install and Service

- On-board NFC antenna makes setup a tap away when using the service technician app
- 33-1/3" (847mm) high, for ease of installation
- Quarter turn knobs for easy door removal and secure attachment
- Convertible to propane with gas conversion accessory kit
- Four position - upflow/downflow/horizontal (left/right) installation
- Three position inducer elbow capability
- Through the casing flue pipe for counterflow applications
- Common venting with other Category I appliances
- Masonry chimney adapter available
- Self diagnostics
- Slide out blower assembly



Illustrations and photographs are only representative. Some Product models may vary.



Use of the AHRI Certified TM Mark indicates a manufacturer's participation in the program. For verification of certification for individual products, go to www.ahridirectory.org.



ISO 9001
GM-SAI Global

Unit Performance Data

Model Number	Heating Input (BTUH)	Efficiency AFUE	Cooling Capacity CFM range @ .5 in. w.c. (125 PA)	Dimensions H x W x D Inches (Millimeters)	Operating Wt. Lbs (Kg)
R80MSN0451412A	44,000	80%	175-1095	33-1/3 x 14-3/16 x 29 (847 x 360 x 737)	108 (49)
R80MSN0701412A	66,000	80%	180-1115	33-1/3 x 14-3/16 x 29 (847 x 360 x 737)	114 (52)
R80MSN0701716A	66,000	80%	235-1700	33-1/3 x 17-1/2 x 29 (847 x 445 x 737)	127 (58)
R80MSN0901714A	88,000	80%	330-1490	33-1/3 x 17-1/2 x 29 (847 x 445 x 737)	133 (60)
R80MSN0902120A	88,000	80%	325-2315	33-1/3 x 21 x 29 (847 x 533 x 737)	147 (67)
R80MSN1102120A	110,000	80%	420-2350	33-1/3 x 21 x 29 (847 x 533 x 737)	150 (68)
LOW NOx MODELS					
R80MSL0451412A	44,000	80%	175-1095	33-1/3 x 14-3/16 x 29 (847 x 360 x 737)	108 (49)
R80MSL0701412A	66,000	80%	180-1115	33-1/3 x 14-3/16 x 29 (847 x 360 x 737)	114 (52)
R80MSL0701716A	66,000	80%	235-1700	33-1/3 x 17-1/2 x 29 (847 x 445 x 737)	127 (58)
R80MSL0902120A	88,000	80%	325-2315	33-1/3 x 21 x 29 (847 x 533 x 737)	147 (67)
R80MSL1102120A	110,000	80%	420-2350	33-1/3 x 21 x 29 (847 x 533 x 737)	150 (68)

R80MSU

80% Ultra-Low NOX, Multi 18-Speed ECM, Single-Stage Gas Furnace



Efficiency/Performance

- 80% AFUE
- Multi 18-Speed, Constant Torque (MCT) ECM blower motor
- Ultra Low NOx - all sizes can be installed in air quality management districts with nitrogen oxides (NOx) emission limit of 14 nanograms/joule
- Four-position furnace: Upflow, Horizontal Right, Horizontal Left, Downflow (6 different venting options)
- Versatile venting for tight-fit applications
- Category I venting
- Cabinet air leakage less than 2.0% at 1.0 in. W.C. and cabinet air leakage less than 1.4% at 0.5 in. W.C. when tested in accordance with ASHRAE Standard 193

Reliability/Durability

- On-board NFC antenna makes setup a tap away when using the service technician app
- Fixed-speeds, constant torque ECM blower motor
- Stainless steel heat exchanger
- Pilot free, hot surface ignition
- High temperature limit control designed to prevent overheating
- Blocked vent switch
- Noise reduction combustion system, insulated blower compartment
- Variable speed inducer motor

Easy-to-Install and Service

- Approved for installations up to 5,400 ft.
- 33-1/4" (843.9mm) high, for ease of installation
- Quarter turn knobs for easy door removal and secure attachment
- Factory shipped for natural gas, not convertible to propane
- Flexible installation: Upflow, Downflow, Horizontal
- Two position vent elbow capability
- Common venting with other Category I appliances
- Self diagnostics
- Slide out blower assembly

Limited Warranty*

- 20-year heat exchanger limited warranty
- Five-year parts limited warranty
 - With timely registration, an additional five-year parts limited warranty

* For residential applications only. See warranty certificate for complete details and restrictions, including warranty coverage for other applications.



Illustrations and photographs are only representative. Some Product models may vary.



Use of the AHRI Certified TM Mark indicates a manufacturer's participation in the program. For verification of certification for individual products, go to www.ahridirectory.org.



ISO 9001
OM-54 Global

WARNING

CARBON MONOXIDE POISONING AND FIRE HAZARD
 Failure to follow this warning could result in personal injury, death, and/or property damage.
 This furnace is not designed for use in recreation vehicles or outdoors.
 Failure to follow this warning could result in personal injury, death, and/or property damage.

Unit Performance Data

Model Number	Heating Input (BTUH)	Efficiency AFUE	Cooling Capacity CFM range @ .5 in. w.c. (125 PA)	Dimensions H x W x D Inches (Millimeters)	Operating Wt. Lbs (Kg)
R80MSU0401712A	40,000	80%	314-1415	33-1/4 x 17-1/2 x 29 (843.9 x 445 x 737)	123 (56)
R80MSU0601716A	60,000	80%	340-1845	33-1/4 x 17-1/2 x 29 (843.9 x 445 x 737)	127 (58)
R80MSU0802120A	80,000	80%	330-2385	33-1/4 x 21 x 29 (843.9 x 533 x 737)	149 (68)
R80MSU1002120A	100,000	80%	425-2290	33-1/4 x 21 x 29 (843.9 x 533 x 737)	153 (69)

Accessories

Gas Furnaces

Model Number	Description	Used with Furnace Models
Twining Kit		
AGATWNDTE01C	Twining kit. Allows operation of two identical size model furnaces. (Refer to Kit instructions or Specification Sheets for select sizes)	G96VTN 0601716, 0801716, 0802120, 1002120, 1202422 N96VSN 0601716, 0801716, 0802120, 1002120, 1202422 N92MSN, R92MSN 0601714, 0801716, 0802120, 1002120, 1202420 N96MSN, R96MSN 0601716, 0801716, 0802120, 1002120, 1202422, 1402422 G80VTL 0701716, 0902120, 1102122 N80VSL 0701716, 0901716, 0902120, 1102122 N80MSN/L, R80MSN/L 0702116, 0902116, 0902120, 0902420, 1102120, 1102420, 1352420
Gas Conversion Kits		
Natural Gas to Propane Gas		
AGAGC9NPS01D*	Natural gas to Propane conversion kit. Allows field conversion to Propane gas.	ALL 90+ FURNACES (except ULN)
AGAGCANPL01B	Natural gas to Propane conversion kit. Allows field conversion to Propane gas.	All 26,000 BTUh N96MSN, R96MSN
AGAGC8NPS01C	Natural gas to Propane conversion kit. Allows field conversion to Propane gas.	ALL 80% FURNACES (except ULN)
Propane Gas to Natural Gas		
AGAGC9PNS01D*	Propane to Natural gas conversion kit. Allows field conversion to Natural gas.	ALL 90+ FURNACES (except ULN)
AGAGCAPNL01B	Propane to Natural gas conversion kit. Allows field conversion to Natural gas.	All 26,000 BTUh N96MSN, R96MSN
AGAGC8PNS01C	Propane to Natural gas conversion kit. Allows field conversion to Natural gas.	ALL 80% FURNACES (except ULN)
Mobile Home Conversion Kit		
AGAGCAMHC01A	Single Stage conversion kit	N96VSN, N92MSN, N96MSN, R92MSN, R96MSN 40,000 BTUh to 120,000 BTUh
Gas Valve Adapter Kit		
1188594 *	Gas Valve Adapter Kit	ALL 90+ FURNACES IF REQUIRED
Neutralizer Kit		
NAHA001NK 612833 *	Condensate neutralizer kit for condensing gas furnaces	ALL 90+ FURNACES IF REQUIRED
Coil Adapter		
NAHB00101CA	Coil Adapter Kit with No Offset	ALL 80% & 90+ FURNACES
NAHB00201CA	Coil Adapter Kit with Single Offset	
NAHB00301CA	Coil Adapter Kit with Double Offset	
Return Air Base (Upflow Applications)		
NAHA01401RA	Return Air Kit 14.2" Wide	All 14" cabinet width
NAHA01701RA	Return Air Kit 17.5" Wide	All 17" cabinet width
NAHA02101RA	Return Air Kit 21" Wide	All 21" cabinet width
NAHA02401RA	Return Air Kit 24.5" Wide	All 24" cabinet width

* Must be ordered from Service Parts

Accessories

Gas Furnaces

Model Number	Description	Used with Furnace Models
Filter Kits		
ACG1425NCB *	Bottom return filter rack 14.5"	All 14" cabinet width
ACG1625NCF *	Bottom return filter rack 16"	All 17" cabinet width
325531-402 *	Washable filter, 3/4 inch 16 x 25	All 14" & 17" cabinet widths
ACG2025NCJ *	Bottom return filter rack 20"	All 21" cabinet width
325531-403 *	Washable filter, 3/4 inch 24 x 25	All 21" cabinet width
ACG2424NCL *	Bottom return filter rack 24"	All 24" cabinet width
325531-404 *	Washable filter, 3/4 inch 24 x 25	All 24" cabinet width
Combustible Floor Subbases		
NAHA01101SB	Combustible Floor Subbase (not required when evaporator coil case is used) for counterflow applications	ALL 80% & 90+ FURNACES
Vent Kits		
NAHB00301VC	Downflow vent guard (not required when vent is routed through cabinet) for counterflow applications	ALL 80% FURNACES
NAHA00101VC	Internal Vent Kit (Through the cabinet)	ALL 90+ FURNACES
NAHA00301VT	2" Direct Vent Termination Bracket	ALL 90+ FURNACES
NAHA00401VT	3" Direct Vent Termination Bracket	ALL 90+ FURNACES
NAHA001CV 1011129 *	3" (76.2mm) Concentric Vent Kit	ALL 90+ FURNACES (See Vent Tables)
NAHA002CV	2" (50.8mm) Concentric Vent Kit	ALL 90+ FURNACES (See Vent Tables)
NAHA00101CK 1188419 *	Inlet Air Pipe Coupling for Polypropylene Vent Systems	ALL 90+ FURNACES
Masonry Chimney Adapter		
NAHA00301DH	Chimney adapter kit 5"	ALL 80% FURNACES Greater than or equal to 135,000 BTUh
NAHA00401DH	Chimney adapter kit 4"	ALL 80% FURNACES Less than 135,000 BTUh
Freeze Protection Kit		
NAHA00101HH	Condensate drain line tape	ALL 90+ FURNACES
NAHA00201HH	Condensate trap with heat pad	ALL 90+ FURNACES (except ULN)
Horizontal Installation Kit		
NAHA00101HV	Trap Grommet (Direct vent application only)	ALL 90+ FURNACES
Drain Accessory Kit		
NAHA00110DA	1/2" CPVC to 3/4" PVC (10 Pack)	ALL 90+ FURNACES
NAHB00101CT	External Drain Kit	ALL 90+ FURNACES (except ULN)
Offset Adapter Kits		
AGACDKTUA10A	Trap Offset Adapter Kit - Upflow with Right Side Return	G95CSU, N95MSU, R95MSU
Low Amp Kit - Allows 15 Amp Breaker		
NAHA00101PC	Low Amp Kit - Allows 15 AMP Breaker	N96VSN 1002120
High Altitude Kit		
NAHA00201HL	High Altitude Pressure Switch	G80CTL, G80VTL

* Must be ordered from Service Parts

Oil Furnaces



OMF

Hi-Boy Multi-Position Oil Furnace



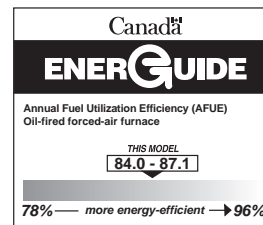
Features

- Stainless steel, heavy gauge heat exchanger quickly transfers heat to the ambient air
- Multi-position, four-way multi-poise unit that opens up installation possibilities
- Low profile – OMF098 is 40-3/4" (1035mm) high, OMF112 is 41-1/2" (1054 mm) high, OMF 154 is 47-7/8" (1216 mm) high
- Sound attenuator, integrated inside secondary heat exchanger
- High density acoustic wool dampens combustion sound
- Choice of high static pressure oil burners: Beckett AFG and NX, Riello 40 (burners must be ordered separately)
- Inspection port external for easy access and sealed, adjust combustion parameters and simplify inspections
- Approved for chimney vent and sealed combustion installations
- High quality, high-gloss baked finish
- Efficient AFUE up to 87.0% Canada, 86.4% US
- Front flue (breach)

Warranty*

- Five-year parts limited warranty
 - With timely registration, an additional five-year parts limited warranty

* For residential applications only. See warranty certificate for complete details and restrictions, including warranty coverage for other applications.



ONLY applies to applications in Canada where the furnace is installed in the conditioned space, per sections 5.35.1.2 and 4.7.1.1 of CSA standard B212 dated October 2000.

Unit Performance Data

Model Number	Input (BTUH)	Efficiency AFUE		Cooling Capacity @ .5 in wc (125 Pa)	Dimensions H x W x D* (sq) in (mm)	Operating Weight lbs (kg)
		Canada	US			
OMF098J10B	70,000 - 98,000	84.0 - 87.0	83.3 - 86.4	2.5 ton	40-3/4 x 16-7/8 x 21-1/2 (1035 x 429 x 546)	125 (57)
OMF112K14A	95,200 - 112,000	85.5 - 87.1	85.3 - 85.8	3.5 ton	41-1/2 x 21-3/4 x 25-3/4 (1054 x 553 x 654)	153 (70)
OMF154L20A	126,000 - 154,000	85.3† - 87.0†	85.0† - 86.1†	5 ton	47-7/8 x 28-1/2 x 25 (1216 x 724 x 635)	200 (90)

* Depth without the burner

† Meets ENERGY STAR® Guidelines (Only specific firing rates meet the ENERGY STAR guidelines).



OMV

Hi-Boy Multi-Position, Variable-Speed Oil Furnace


Features

- Stainless steel, heavy gauge heat exchanger quickly transfers heat to the ambient air
- Multi-position, four way multi-prise unit that opens-up installation possibilities
- Low profile - OMV098 is 40-3/4" (1035 mm) high, OMV112 is 41-1/2" (1054 mm) high, OMV154 is 47-7/8" (1216 mm) high
- Sound attenuator, integrated inside secondary heat exchanger
- High density acoustic wool dampens combustion sound
- Variable-speed blower ECM motor that provides true constant CFM capabilities
- Dehumidification with variable-speed ECM motor allows modulation of blower speed to better extract humidity
- Choice of high static pressure oil burners: Beckett AFG and NX, Riello 40 (Burners must be ordered separately)
- Inspection port/clean outs external for easy access and sealed, adjust combustion parameters and simplify inspections
- Approved for chimney vent and sealed combustion installations
- High quality, high-gloss baked finish
- Efficient AFUE up to 87.1% Canada, 86.4% US
- Front flue (breach)

Warranty*

- 10-year No Hassle Replacement™ limited warranty
- Five-year parts limited warranty
 - With timely registration, an additional five-year parts limited warranty

* For residential applications only.
See warranty certificate for complete details and restrictions, including warranty coverage for other applications.



ONLY applies to applications in Canada where the furnace is installed in the conditioned space, per sections 5.35.1.2 and 4.7.1.1 of CSA standard B212 dated October 2000.

Unit Performance Data

Model Number	Input (BTUH)	Efficiency AFUE		Cooling Capacity @ .5 in wc (125 Pa)	Dimensions H x W x D* (sq) in (mm)	Operating Weight lbs (kg)
		Canada	US			
OMV098J12B	70,000 - 84,000	84.0-87.0	83.3† - 86.4†	3 ton	40-3/4 x 16-7/8 x 21-1/2 (1035 x 429 x 546)	125 (57)
OMV112K14A	95,200 - 112,000	85.5† - 87.1†	85.3† - 85.8†	3.5 ton	41-1/2 x 21-3/4 x 25-3/4 (1054 x 553 x 654)	153 (70)
OMV154L20A	126,000 - 154,000	85.3† - 87.0†	85.0† - 86.3	5 ton	47-7/8 x 28-1/2 x 25 (1216 x 724 x 635)	200 (90)

* Depth without the burner

† Meets ENERGY STAR® Guidelines (Only specific firing rates meet the ENERGY STAR guidelines).

OLR

Lo-Boy Upflow Oil Furnace




Features

- Stainless steel, heavy gauge heat exchanger quickly transfers heat to the ambient air
- Multi-speed direct drive motors permanently lubricated for long life performance
- Easy access control panel
- Low profile OLR098 is 33-3/4" (857mm) high, OLR112 is 33-3/4" (857mm) high, OLR154 is 39-1/4" (997mm) high
- Sound attenuator, high density acoustic wool dampens combustion sound
- Choice of high static pressure oil burners: Beckett AFG and NX, Riello 40 (burners must be ordered separately)
- Inspection port external for easy access and sealed, adjust combustion parameters and simplify inspections
- Accessories included, barometric draft regulator, internal filter rack and air filter
- High quality, high-gloss baked finish
- Efficient AFUE up to 88.1% Canada, 87.5% US
- Approved for chimney vent and sealed combustion installations

Warranty*

- Five-year parts limited warranty
 - With timely registration, an additional five-year parts limited warranty

* For residential applications only.
See warranty certificate for complete details and restrictions, including warranty coverage for other applications.



ONLY applies to applications in Canada where the furnace is installed in the conditioned space, per sections 5.35.1.2 and 4.7.1.1 of CSA standard B212 dated October 2000.

Unit Performance Data

Model Number	Input (BTUH)	Efficiency AFUE		Cooling Capacity @ .5 in wc (125 Pa)	Dimensions H x W x D* (sq) in (mm)	Operating Weight lbs (kg)
		Canada	US			
OLR098A12A	77,000 - 98,000	85.4 - 87.9	85.0 - 86.9	3 ton	33-3/4 x 21 x 47 (857 x 533 x 1194)	175 (79)
OLR112A16A	95,200 - 112,000	86.4 - 88.1	85.9 - 87.2	4 ton	33-3/4 x 21 x 48 (857 x 533 x 1219)	195 (89)
OLR154F20A	126,000 - 154,000	86.1 - 87.7	85.5 - 87.5	5 ton	39-1/4 x 24-7/8 x 52 (997 x 632 x 1320)	270 (123)

* Depth without the burner



OLV

Lo-Boy Variable Motor Oil Furnace


Features

- Stainless steel, heavy gauge heat exchanger quickly transfers heat to the ambient air
- Variable-speed ECM motor that provides true constant CFM capabilities
- Fan control switch for continuous operation
- Easy access control panel
- Low profile OLV098 is 33-3/4" (857 mm) high, OLV112 is 33-3/4" (857 mm) high, OLV154 is 39-1/4" (997mm) high
- Sound attenuator, high density acoustic wool dampens combustion sound
- Choice of high-efficiency, high-static pressure oil burners Riello or Beckett AFG and NX burners (burners ordered and shipped separately)
- Inspection port external for easy access and sealed, adjust combustion parameters and simplify inspections
- Accessories included, barometric draft regulator, internal filter rack and air filter
- High quality, high-gloss baked finish
- Efficient AFUE up to 88.1% Canada, 87.5% US
- Approved for chimney vent and sealed combustion installations

Warranty*

- 10-year No Hassle Replacement™ limited warranty
- Five-year parts limited warranty
 - With timely registration, an additional five-year parts limited warranty

* For residential applications only. See warranty certificate for complete details and restrictions, including warranty coverage for other applications.



ONLY applies to applications in Canada where the furnace is installed in the conditioned space, per sections 5.35.1.2 and 4.7.1.1 of CSA standard B212 dated October 2000.

Unit Performance Data

Model Number	Input (BTUH)	Efficiency AFUE		Cooling Capacity @ .5 in wc (125 Pa)	Dimensions H x W x D* (sq) in (mm)	Operating Weight lbs (kg)
		Canada	US			
OLV098A12A	77,000 - 98,000	85.4† - 87.0†	85.0† - 86.9†	3 ton	33-3/4 x 21 x 47 (857 x 533 x 1194)	175 (80)
OLV112A16A	81,100 - 112,000	86.4† - 88.1†	85.9† - 87.2†	4 ton	33-3/4 x 21 x 48 (857 x 533 x 1219)	195 (89)
OLV154F20A	107,700 - 154,000	86.1† - 87.7†	85.5† - 87.5†	5 ton	39-1/4 x 27-7/8 x 52 (997 x 632 x 1320)	270 (123)

* Depth without the burner.

† Meets ENERGY STAR® Guidelines

Accessories

Oil Furnaces

Model Number	Description	Used with Models
Oil Burners		
N01F051	Riello Oil Burner (Chimney)	OMF112, OMV112, OLR112, OLV112
N01F052	Riello Oil Burner (Direct)	OMF112, OMV112, OLR112, OLV112
N01F053	Riello Oil Burner (Chimney)	OLR154, OLV154
N01F054	Riello (Chimney Venting)	OMF098, OMV098, OLR098, OLV098
N01F055	Riello Oil Burner (Direct)	OMF098, OMV098, OLR098, OLV098
N01F056	Riello Oil Burner (Direct)	OLR154, OLV154
N01J050	Beckett NX Oil Burner	OMF098, OLR098, OLV098, OMV098
N01J052	Beckett NX Oil Burner	OMF112, OLR112, OLV112, OMV112
N01J053	Beckett NX Oil Burner	OLR154, OLV154, OMF154, OMV154
N01J054	Beckett AFG Oil Burner	OMF098, OLR098, OLV098, OMV098
N01J055	Beckett AFG Oil Burner	OMF112, OLR112, OLV112, OMV112
Nozzles		
N03F014	Nozzle, Oil Burner, Delavan, 0.50 GPH/60° A	OMF098, OMV098, OLR098, OLV098
N03F015	Nozzle, Oil Burner, Delavan, 0.50 GPH/70° A	OMF098, OMV098, OLR098, OLV098, OMF112, OMV112
N03F018	Nozzle, Oil Burner, Delavan, 0.40 GPH/70° A Riello	OMF098, OMV098
N03F027	Nozzle, Oil Burner, Delavan, 0.40 GPH/70° A Beckett	OMF098, OMV098
Vent Terminal Kits		
IFV508	5" x 10' (127 mm x 2.4 m) Insulated Flex Vent for 8' Breech Models	OLR154, OLV154, OMF154, OMV154
IFV520	5" x 20' (127 mm x 6 m) Insulated Flex Vent for 20' Breech Models	OLR154, OLV154, OMF154, OMV154
IFV09820	4" x 20' (102 mm x 6 m) Insulated Flex Vent for 4" Breech Models	OMF098, OMV098, OLR098, OLV098, OLR112, OLV112, OMF112, OMV112
Floor Base		
DFB102	Downflow Subbase	OMF098, OMV098
DFB103	Downflow Subbase	OMF112, OMV112
DFB104	Downflow Subbase	OMF154, OMV154
FRB101	Floor Return Base	OMF098, OMV098
Additional Accessories		
Z08F001+	7 Micron Media Filter and Head	OLR098, OLR112, OLR154
Z08F004+	7 Micron Media Filter	OLR098, OLR112, OLR154

+ Must be ordered from Service Parts

Fan Coils and Evaporator Coils



FCM4X

Fan Coils with Communicating Control System

2 – 5 Tons



Features

- Multi-position installation
- Communicating, self configuring when used with Ion System Control
- Smart Diagnostic for easier troubleshooting
- Aluminum tube, aluminum fin evaporator coil
- Bi-flow hard-shutoff R-410A TXV metering device
- HUD approved for manufactured housing
- Sweat connections
- Primary and secondary brass drain connections
- Energy-efficient variable-speed ECM Motor
- Ultra-low power consumption during fan only operation
- High duct static capability
- Pre-painted galvanized sheet metal cabinet insulation with vapor barrier
- Cabinet construction designed to prevent cabinet sweating
- Assembled at the factory compliant with low leak requirements of less than 2% cabinet leakage rate at 0.5 inches W.C. and 1.4% cabinet leakage rate at 0.5 inches W.C. when tested in accordance with ASHRAE 193 standard
- Modular cabinet on 5-ton model
- 208/230-1-60 supply voltage
- Multiple electrical entry for application flexibility
- Low voltage terminal strip
- Easy plug connection provided for quick installation of accessory heater packages
- Factory supplied washable filter easily removed - no tools required

Warranty*

- 10-year No Hassle Replacement™ limited warranty
- Five-year parts limited warranty
 - With timely registration, an additional five-year parts limited warranty

* For residential applications only. See warranty certificate for complete details and restrictions, including warranty coverage for other applications.

Unit Performance Data

Model Number	Size (tons)	Nominal Btu/hr	CFM (L/s)	Operating Dimensions H x W x D (sq) in (mm)	Filter Size in (mm)	Shipping Weight lbs (kg)
FCM4X2400AL	2	24,000	800 (378)	42-11/16 x 17-5/8 x 22-1/16 (1084 x 448 x 560)	16-3/8 x 21-1/2 (416 x 546)	135 (61)
FCM4X3600AL	3	36,000	1200 (566)	53-7/16 x 21-1/8 x 22-1/16 (1357 x 537 x 560)	19-7/8 x 21-1/2 (505 x 546)	150 (68)
FCM4X4800AL	4	48,000	1600 (755)	53-7/16 x 21-1/8 x 22-1/16 (1357 x 537 x 560)	19-7/8 x 21-1/2 (505 x 546)	172 (78)
FCM4X6000AL	5	60,000	1750 (826)	59-3/16 x 24-11/16 x 22-1/16 (1503 x 627 x 560)	23-5/16 x 21-1/2 (592 x 546)	207 (94)



FVM4X

Variable-Speed Fan Coils

2 – 5 Tons

Features

- Supports two-stage outdoor units
- Available for Environmentally Sound R-410A systems
- Bolt-on, hard shut-off TXV metering device factory installed on all models
- Aluminum tube, aluminum fin evaporator coil
- Sweat connections
- Primary and secondary drain fittings with brass inserts
- Time delay relay (TDR)
- Field installed heater packages from 5 kW - 30 kW available separately
- HUD approved for manufactured housing
- 208/230-1-60 supply voltage
- Multi-position installation – upflow or horizontal left standard, horizontal right with minor modification (field convertible to downflow with accessory kits)
- Filter (washable) factory supplied
- Heat staging option
- Dehumidification function with standardized logic
- One-inch (25 mm) thick insulation with R value of 4.2

Performance

- Variable-speed ECM motor on all models
- Adjustable cooling and heating on/off delay
- Heat Pump Comfort option to provide higher than normal heating air delivery temperature
- Units tested and certified by manufacturer to achieve a 2% or less leakage rate of 1-inch water column

Easy-to-Install and Service

- Multiple electrical entry locations
- TXV and manifold positioned to the side for easier cleaning
- Zero clearance without heaters

Warranty*

- 10-year No Hassle Replacement™ limited warranty
- Five-year parts limited warranty – With timely registration, an additional five-year parts limited warranty

* For residential applications only. See warranty certificate for complete details and restrictions, including warranty coverage for other applications.

Unit Performance Data

Model Number	Size (tons)	Nominal Btu/hr	CFM (L/s) Range		Operating Dimensions H x W x D (sq) in (mm)	Filter Size in (mm)	Shipping Weight lbs (kg)
			Low	High			
FVM4X2400BL	2	24,000	350 (165)	1200 (566)	42-11/16 x 17-5/8 x 22-1/16 (1084 x 448 x 560)	16-3/8 x 21-1/2 (416 x 546)	135 (61)
FVM4X3600BL	3	36,000	415 (196)	1400 (661)	53-7/16 x 21-1/8 x 22-1/16 (1357 x 537 x 560)	19-7/8 x 21-1/2 (505 x 546)	150 (68)
FVM4X4800BL	4	48,000	425 (201)	1600 (755)	53-7/16 x 21-1/8 x 22-1/16 (1357 x 537 x 560)	19-7/8 x 21-1/2 (505 x 546)	172 (78)
FVM4X6000BL	5	60,000	540 (255)	2000 (944)	59-3/16 x 24-11/16 x 22-1/16 (1503 x 627 x 560)	23-5/16 x 21-1/2 (592 x 546)	207 (94)

FTMA4

Two Stage Fan Coil

2, 3, 4, and 5 Tons

Coming Soon



Standard Features

- Two stage operation with dehumidification capability
- Aluminum Tube, Aluminum Fin Evaporator Coil
- Factory installed TXV w/mechanical fitting connection
- Multiposition installation – upflow or horizontal left standard, horizontal right with minor modification (field convertible to downflow with accessory kits)
- Modular cabinets for easier installation in space constrained areas
- 2023 design EHC electrical heaters will be compatible
- Field installed heater packages from 5 kW – 30 kW available separately

Limited Warranty*

- Five-year No Hassle Replacement™ limited warranty
- Five-year parts limited warranty
 - With timely registration, an additional five-year parts limited warranty

* For residential applications only.
See warranty certificate for complete details and restrictions, including warranty coverage for other applications.



Use of the AHRI Certified TM Mark indicates a manufacturer's participation in the program. For verification of certification for individual products, go to www.ahridirectory.org.

Unit Performance Data

Model Number	Size (tons)	Nominal Btu/hr	CFM (L/s) Range		Operating Dimensions height x width x depth in. (mm)	SINGLE CIRCUIT		Unit Ship Weight lbs. (kg)
			Low	High		MCA	MOCP	
FTMA4X24L0BA	2	24,000	400	1400	42-11/16 x 17-5/8 x 22-1/16 (1084 x 448 x 560)	5	15	TBD
FTMA4B36L0CA	3	36,000	400	1600	53-7/16 x 21-1/8 x 22-1/16 (1357 x 537 x 560)	5	15	TBD
FTMA4B48L0CA	4	48,000	400	1600	53-7/16 x 21-1/8 x 22-1/16 (1357 x 537 x 560)	7.1	15	TBD
FTMA4B60L0DA	5	60,000	600	2150	59-3/16 x 24-11/16 x 22-1/16 (1503 x 627 x 560)	7.1	15	TBD



FJMA4

Fan Coil

1½ – 5 Tons

Standard Features

- Multi-tap ECM (electronic commutating motor) motors - all sizes
- Integrated motor controls, with 90-sec off TDR function, have replaced integrated circuit board
- Five available speed tags to meet a wide range of applications
- Large, grooved tube, louvered fin coils
- Efficient, quiet, time-tested blower housings and diffusers
- Sturdy, drainable condensate pans
- Cabinet construction features innovations designed to prevent cabinet sweating
- Tested for condensate disposal in much tougher conditions than Air Conditioning and Refrigeration Institute requirements
- Super-thick R-4.2 insulation with vapor barrier
- Cabinet air leakage of less than 2% at 0.5 in. W.C. and cabinet air leakage less than 1.4% at 0.5 in. W.C. when tested in accordance with ASHRAE 193 standard.
- Installation-flexible, multipoise units
- Horizontal hanging provisions on cabinet
- No tools required to access filter
- Newly improved filter rack area filter door insulation added for improved air seal
- 3- through 30-kW accessory heaters - field installed
- Factory-supplied power plug
- Easy plug-in provisions for heater installation
- Entry options for high and low voltage wiring hook-up
- Leak-preventing sweat connections
- Thermostatic expansion valve, TXV, on all sizes
- Designed for manufactured housing applications

Limited Warranty*

- Five-year No Hassle Replacement™ limited warranty
- Five-year parts limited warranty
 - With timely registration, an additional five-year parts limited warranty

* For residential applications only. See warranty certificate for complete details and restrictions, including warranty coverage for other applications.



Use of the AHRI Certified TM Mark indicates a manufacturer's participation in the program. For verification of certification for individual products, go to www.ahridirectory.org.

Unit Performance Data

Model Number	NOMINAL COOLING CAPACITY (BTUH)	Dimensions (in.)			Shipping Weight lbs
		Height	Width	Depth	
FJMA4X18L0AB	18,000	42-11/16	14-5/16	22-1/16	120
FJMA4X24L0BC	24,000	49-5/8	17-5/8		131
FJMA4X30L0BB	30,000				148
FJMA4X36L0BB	36,000				148
FJMA4X42L0CB	42,000				21-1/8
FJMA4B42L0CB	42,000	166.5			
FJMA4X48L0CB	48,000	182			
FJMA4B48L0CB	48,000	182.5			
FJMA4B60L0DB	60,000	59-3/16	24-11/16		210.5
FJMA4X60L0DB	60,000				210

FJMA4 (con't)

Fan Coil

1½ – 5 Tons

Accessories

Description	Model No.	Used On
Disconnect Kit	EBAC01DSC	All single phase 3–10 kW
Downflow Base Kit	EBAC01NCB	18
	EBAC02NCB	24, 30, 36
	EBAC03NCB	42, 48
	EBAC04NCB	60
Downflow Conversion Kitt†	EBAC01DFS	Slope Coil units - 18, 24
	EBAC01DFA	A-Coil Units - 30, 36, 42, 48, 60
Downflow/Horizontal Conversion Gasket Kit	EBAC01GSK	ALL
Horizontal Water Management Kit (25 Pack)‡	NAMA00125HC	A-Coil Units - 30, 36, 42, 48, 60
Single Point Wiring Kit	EBAC01SPK	15–20 kW fused heaters only
Filter Kit (12 pack)	EBAC01FKS	18
	EBAC01FKM	24, 30, 36
	EBAC01FKL	42, 48
	EBAC01FKL	60
Fan Coil Filter Cabinet (Fan Coil Filter Media)	NAMA0140FL	18
	NAMA0170FL	24, 30, 36
	NAMA2100FL	42, 48
	NAMA0240FL	60
PVC Condensate Trap Kit (50 pack)	EBAC01CTK	ALL
Air Cleaner 240v Conversion Kit	NAMA00101VC	ALL
Accessory Quick Connect Kit	NAMA00110QC	ALL
Standard Filter Rack Kit	NASA00101FR	18
	NASA00201FR	24, 30, 36
	NASA00301FR	42, 48
	NASA00301FR	60
TXV Kit R-410A Refrigerant, Aluminum Coils Only	NAEB20101TX	18, 24, 30, 36, 42
	NAEB20201TX	48
	NAEB20301TX	60
	NAEB20401TX	60
Door Gasket Kit	344994-751**	ALL

* Factory authorized and listed, field installed.

† KFAHD0101SLP must also be purchased for downflow applications

‡ KFAHD0101SLP must also be purchased for downflow or horizontal applications.

** This kit is for replacement of factory installed gaskets if they are damaged or removed from the fan coil.

Accessory Electric Heaters (With Relays For Added Comfort And Performance)

HEATER PART NO.	kW @ 240V	VOLTS /PH	STAGES (kW OPERATING)	INTERNAL CIRCUIT PROTECTION	FAN COIL SIZE	HEATING CAP.** @ 230V
EHC05CKN1	3	230/1	3	None	18, 24	9,400
EHC07CKN1	3	230/1	3	None	18	9,400
EHC10CKN1	5	230/1	5	None	18-60	15,700
EHC05BKN1	5	230/1	5	None	18	15,700
EHC07BKN1	8	230/1	8	None	18-60	25,100
EHC10BKN1	8	230/1	8	None	18	25,100
EHC20BKF1	10	230/1	10	None	18-60	31,400
EHC05CKB1	10	230/1	10	None	18	31,400
EHC07CKN1	10	230/1	10	Circuit Breaker	18	31,400
EHC07CKN1	20	230/1	5, 20	Fuse‡	30-60	62,800
EHC05BKB1	15	230/3	5, 15	None	36-60	47,100
EHC07BKB1	18	230/3	6, 12, 18	None	42-60	56,500
EHC07BKB1	24	230/3*	8, 16, 24	Fuse	48, 60	78,300
EHC20BKB1	30	230/3*	10, 20, 30	Fuse	48, 60	94,100
EHC09BKC1	5	230/1	5	Circuit Breaker	18-60	15,700
EHC15BKF1	8	230/1	8	Circuit Breaker	18-60	25,100
EHC15BKB1	10	230/1	10	Circuit Breaker	18-60	31,400
EHC15BHN1	20	230/1	5, 20	Circuit Breaker	18-60	62,800
EHC18BHN1	9	230/1†	3, 9	None	36-60	28,200
EHC25BHCF1	15	230/1	5, 15	Fuse‡	24-60	47,100
EHC30BHCF1	15	230/1	5, 15	Circuit Breaker	24-60	47,100

* Field convertible to 1 phase

† Field convertible to 3 phase

‡ Single Point Wiring Kit required for these heaters in Canada.

** Blower Motor heat not included.

FMA4X, FMA4P

Apartment Fan Coils



1-1/2 – 3 Tons

All Models

- Upflow application only
- Accessory field installed electric heat kits available in 5, 7.5, or 10 kW
- 208/230-1-60 supply voltage
- Cabinet exterior is galvanized sheet metal
- Cabinet air leakage rate below 1.4% when tested to ASHRAE Standard 193
- Insulated for conditioned space (not to be installed in unconditioned spaces)
- All Aluminum coils

Performance

- PSC motor on all FMA4P
- ECM motor on all FMA4X
- Motor suspended on rubber grommets for quieter operation
- Fresh air intake knockouts in cabinet

Easy-to-Install and Service

- Units fit between standard stud spacings
- All service access is located in the front
- Primary and secondary drain connections exit from the bottom
- No return air ductwork required in specific applications
- Wall hanging brackets included with the unit

FMA4P

- For use with R-410A refrigerant utilizing standard piston

Warranty*

- Five-year parts limited warranty
 - With timely registration, an additional five-year parts limited warranty

* For residential applications only. See warranty certificate for complete details and restrictions, including warranty coverage for other applications.

FMA4X

- R-410A refrigerant TXV standard

Unit Performance Data

Model Number	Size (tons)	Nominal BTU	Nominal CFM (L/s)		Operating Dimensions H x W x D (sq) in (mm)	Filter Size in (mm)	Shipping Weight lbs (kg)
FMA4P2400AL	2	24,000	600 (283)	900 (425)	36-1/2 x 20-1/2 x 15 (928 x 521 x 381)	16 x 20 (406 x 508)	101 (46)
FMA4P3000AL	2-1/2	30,000	750 (354)	1125 (531)	39-1/2 x 22 x 19 (1004 x 559 x 483)	20 x 20 (508 x 508)	123 (56)
FMA4P3600AL	3	36,000	900 (425)	1350 (637)	39-1/2 x 22 x 19 (1004 x 559 x 483)	20 x 20 (508 x 508)	123 (56)

FMA4X1800AL	1-1/2	18,000	450 (212)	675 (319)	36-1/2 x 20-1/2 x 15 (928 x 521 x 381)	16 x 20 (406 x 508)	101 (46)
FMA4X2400AL	2	24,000	600 (283)	900 (425)	36-1/2 x 20-1/2 x 15 (928 x 521 x 381)	16 x 20 (406 x 508)	101 (46)
FMA4X3000AL	2-1/2	30,000	750 (354)	1125 (531)	39-1/2 x 22 x 19 (1004 x 559 x 483)	20 x 20 (508 x 508)	123 (56)
FMA4X3600AL	3	36,000	900 (425)	1350 (637)	39-1/2 x 22 x 19 (1004 x 559 x 483)	20 x 20 (508 x 508)	123 (56)



FMC4X & FMC4Z
Cased Horizontal Fan Coil



FMU4X & FMU4Z
Uncased Horizontal Fan Coil

FMU4X, FMU4Z, FMC4X, FMC4Z

Horizontal Fan Coils

FMU4Z and FMC4Z 1-1/2, 2, 2-1/2, and 3 Tons
FMU4X and FMC4X 1-1/2, 2, 2-1/2 and 3 Tons

All Models

- Horizontal application only
- Accessory field installed electric heat kits available in 3, 5, 6, 7.5, or 10 kW
- 40 VA 208/230-1-60 supply voltage
- All Models use R-410A TXV metering device
- All Aluminum coils
- Adjustable condensate drainpan

FMC4X and FMC4Z

- Horizontal return applications require field fabricated bottom cover or solid access panel accessory kit
- Cabinets meet the requirement of 1.4% cabinet leakage rate when tested to ASHRAE Standard 193
- Cabinets constructed to prevent cabinet sweating
- Refrigerant lines and electrical connections can be run out the back or side of casing

Performance

- PSC motor on all FMU4X and FMC4X models
- ECM motor on all FMU4Z and FMC4Z models

Easy-to-Install and Service

- A-coil design for maximum surface area
- Multiple electrical, refrigerant lineset and drain line entry for application flexibility
- Primary and secondary drain connections exit from the back or side of the cabinet
- Supports furred-down ceiling open return and ducted return applications
- Sweat connections for long term reliability
- Grooved aluminum tube / aluminum fin coils on all models

Warranty*

- Five-year parts limited warranty
 - With timely registration, an additional five-year parts limited warranty

* For residential applications only. See warranty certificate for complete details and restrictions, including warranty coverage for other applications.

Unit Performance Data

Model Number	Size (tons)	Nominal CFM (L/s)	Operating Dimensions H x W x D (sq) in (mm)	Shipping Weight lbs (kg)
Uncased				
FMU4Z1800AL	1-1/2	600 (283)	10-1/4 x 37-1/4 x 26-3/8 (260 x 946 x 670)	75 (34)
FMU4Z2400AL	2	800 (378)	10-1/4 x 37-1/4 x 26-3/8 (260 x 946 x 670)	75 (34)
FMU4Z3000AL	2-1/2	1000 (472)	10-1/4 x 49-1/4 x 26-3/8 (260 x 1251 x 670)	93 (42)
FMU4Z3600AL	3	1200 (566)	10-1/4 x 49-1/4 x 26-3/8 (260 x 1251 x 670)	93 (42)
FMU4X1800AL	1-1/2	600 (283)	10-1/4 x 37-1/4 x 26-3/8 (260 x 946 x 670)	75 (34)
FMU4X2400AL	2	800 (378)	10-1/4 x 37-1/4 x 26-3/8 (260 x 946 x 670)	75 (34)
FMU4X3000AL	2-1/2	1000 (472)	10-1/4 x 49-1/4 x 26-3/8 (260 x 1251 x 670)	93 (42)
FMU4X3600AL	3	1200 (566)	10-1/4 x 49-1/4 x 26-3/8 (260 x 1251 x 670)	93 (42)
Cased				
FMC4Z1800AL	1-1/2	600 (283)	11 x 39-3/4 x 27-3/4 (282 x 1010 x 704)	109 (49)
FMC4Z2400AL	2	800 (378)	11 x 39-3/4 x 27-3/4 (282 x 1010 x 704)	109 (49)
FMC4Z3000AL	2-1/2	1000 (472)	11 x 51-3/4 x 27-3/4 (282 x 1315 x 704)	135 (61)
FMC4Z3600AL	3	1200 (566)	11 x 51-3/4 x 27-3/4 (282 x 1315 x 704)	135 (61)
FMC4X1800AL	1-1/2	600 (283)	11 x 39-3/4 x 27-3/4 (282 x 1010 x 704)	109 (49)
FMC4X2400AL	2	800 (378)	11 x 39-3/4 x 27-3/4 (282 x 1010 x 704)	109 (49)
FMC4X3000AL	2-1/2	1000 (472)	11 x 51-3/4 x 27-3/4 (282 x 1315 x 704)	135 (61)
FMC4X3600AL	3	1200 (566)	11 x 51-3/4 x 27-3/4 (282 x 1315 x 704)	135 (61)

Accessories

Fan Coil (TXV)

Part Number	Description	FCM4X	FVM4X
EBAC01DSC	Disconnect Kit	Use with all single-phase heaters 5 kW – 10kW	
EBAC01NCB	Downflow Base Kit	2400, 3600, 4800	–
EBAC02NCB	Downflow Base Kit	–	2400
EBAC03NCB	Downflow Base Kit	–	3600, 4800
EBAC04NCB	Downflow Base Kit	6000B	6000B
EBAC01DFS	Downflow Conversion Kit – Slope Coil	3600	3600
EBAC02DFA	Downflow Conversion Kit – A-Coil	2400, 4800, 6000	2400, 4800, 6000
EBAC01SPK	Single Point Wiring Kit	Only for use with 15 kW and 20 kW fused heaters	
QOU14100JBAF	Single Point Wiring Kit – Square D® – Jumper Bar Assembly	Only for use with EHK15AKB and EHK20AKB breaker heaters	
EBAC01FKS	Filter Kit (Washable, Box of 12)	–	–
EBAC01FKM		2400*	2400*
EBAC01FKL		3600*, 4800*	3600*, 4800*
EBAC01FKX		6000B	6000B
NASA00101FR	12" X 20" x 1" (306 x 508 x 250 mm)	–	–
NASA00201FR	16" X 20" x 1" (406 x 508 x 250 mm)	2400	2400
NASA00301FR	20" X 20" x 1" (508 x 508 x 250 mm)	3600, 4800	3600, 4800
NASA00401FR	Standard Filter Rack (qty 2) (12" x 20" x 1" filter required)	6000B	6000B
EBAC01PLG	No Heat (Plug) Kit (Box of 6)	ALL (factory installed)	
EBAC01GSK	Horizontal and Downflow Gasket Kit	ALL (required for horizontal right only)	
NAEA20101TX	TXV Kit, R-22, Copper and Tin Coils Only	2400, 3600	2400, 3600
NAEA20201TX		4800	4800
NAEA20301TX		6000	6000
NAEB20101TX	TXV Kit, R-22, Aluminum Coils Only	2400AL, 3600AL	2400AL, 3600AL
NAEB20201TX		4800AL	4800AL
NAEB20301TX		6000AL	6000AL

*Factory Supplied

Accessories

(TXV)

EHC Electric Heaters for FCM4X		
Part Number	Description	Use with
EHC09AKCN	9 kW, Supplied as Single-Phase, No Internal Circuit Protection	ALL
EHC15AKF	15 kW, Single-Phase with Fuses	ALL
EHC15AKB	15 kW, Single-Phase with Circuit Breakers	ALL
EHC20AKF	20 kW, Single-Phase with Fuses	ALL
EHC20AKB	20 kW, Single-Phase with Circuit Breakers	ALL
EHC25AHCF	25 kW, Supplied as Three-Phase, Field Convertible to Single-Phase with Fuses	ALL
EHC30AHCF	30 kW, Supplied as Three-Phase, Field Convertible to Single-Phase with Circuit Breakers	4800, 6000
EHK Electric Heaters for FCM4X		
EHK05AKN	5 kW, Single-Phase, No Internal Circuit Protection	ALL
EHK05AKB	5 kW, Single-Phase with Circuit Breakers	ALL
EHK07AKN	8 kW, Single-Phase, No Internal Circuit Protection	ALL
EHK07AKB	8 kW, Single-Phase with Circuit Breakers	ALL
EHK09AKCN	9 kW, Supplied as Single-Phase, Field Convertible to Three-Phase, No Internal Circuit Protection	3600, 4800, 6000
EHK10AKN	10 kW, Single-Phase, No Internal Circuit Protection	ALL
EHK10AKB	10 kW, Single-Phase with Circuit Breakers	ALL
EHK15AKF	15 kW, Single-Phase with Fuses	ALL
EHK15AKB	15 kW, Single-Phase with Circuit Breakers	ALL
EHK15AHN	15 kW, Three-Phase, No Internal Circuit Protection	ALL
EHK18AHN	18 kW, Three-phase, No Internal Circuit Protection	4800, 6000
EHK20AKF	20 kW, Single-Phase with Fuses	ALL
EHK20AKB	20 kW, Single-Phase with Circuit Breakers	ALL
EHK25AHCF	24 kW, Supplied as Three-Phase, Field Convertible to Single-Phase with Fuses	4800, 6000
EHK30AHCF	30 kW, Supplied as Three-Phase, Field Convertible to Single-Phase with Fuses	4800, 6000
EHK Electric Heaters for FVM		
EHK05AKN	5 kW, Single-Phase, No Internal Circuit Protection	ALL
EHK05AKB	5 kW, Single-Phase with Circuit Breakers	ALL
EHK07AKN	8 kW, Single-Phase, No Internal Circuit Protection	ALL
EHK07AKB	8 kW, Single-Phase with Circuit Breakers	ALL
EHK09AKCN	9 kW, Supplied as Single-Phase, Field Convertible to Three-Phase, No Internal Circuit Protection	3600B, 4200B, 4800B, 6000B
EHK10AKN	10 kW, Single-Phase, No Internal Circuit Protection	ALL
EHK10AKB	10 kW, Single-Phase with Circuit Breakers	ALL
EHK14AKF	15 kW, Single-Phase with Fuses	2400C, 3000B, 3600B, 4200B, 4800B, 6000B
EHK15AKB	15 kW, Single-Phase with Circuit Breakers	2400C, 3000B, 3600B, 4200B, 4800B, 6000B
EHK15AHN	15 kW, Three-Phase, No Internal Circuit Protection	3600, 4200, 4800, 6000
EHK18AHN	18 kW, Three-Phase, No Internal Circuit Protection	4200, 4800, 6000
EHK20AKF	20 kW, Single-Phase with Fuses	3000, 3600, 4200, 4800, 6000
EHK20AKB	20 kW, Single-Phase with Circuit Breakers	3000, 3600, 4200, 4800, 6000

Accessories

Fan Coils

EHK Electric Heaters for FVM		
Part Number	Description	Use with
EHK25AHCF	24 kW, Supplied as Three-Phase, Field Convertible to Single-Phase with Fuses	4800B, 6000B
EHK30AHCF	30 kW, Supplied as Three-Phase, Field Convertible to Single-Phase with Fuses	4800B, 6000B
Accessories for FMU4X,4Z and FMC4X,4Z		
EHK305B	5 kW, Single-Phase	ALL
EHK308B	7.5 kW, Single-Phase	ALL
EHK310B	10 kW, Single-Phase	ALL
NASA00101GF	Louvered Wall Panel with Filter Rack – Small	18, 24
NASA00201GF	Louvered Wall Panel with Filter Rack – Large	30, 36
NASA00101CC	Access Panel – Small	18, 24
NASA00201CC	Access Panel – Large	30, 36
NAEA20101TX	TXV Kit, R-22	18, 24, 30, 36
NAEA40501TX	TXV Kit, R410A	18, 24, 30
NAEA40601TX	TXV Kit, R410A	36

Fan Coil (Piston)

Part Number	Description	Use With
Accessories for use with FMA4P and FMA4X		
AMWK001WG	Louvered Wall Panel with Frame (6 Pack)	18, 24
AMWK002WG	Louvered Wall Panel with Frame (6 Pack)	30, 36
NAEA20101TX	TXV Kit, R-22	18, 24, 30, 36
NAEA40501TX	TXV Kit, R-410A	18, 24, 30
NAEA40601TX	TXV Kit, R-410A	36
NASA00110RA	Return Air Opening Grille (10 pack)	18, 24
NASA00210RA	Return Air Opening Grille (10 pack)	30, 36
Electric Heaters for FMA4P and FMA4X		
EHK205B	5 kW, Single-Phase	ALL
EHK208B	7.5 kW, Single-Phase	ALL
EHK210B	10 kW, Single-Phase	ALL
Accessories for use with FMU4P and FMC4P		
NASA00101GF	Louvered Wall Panel with Filter Rack – Small	18, 24
NASA00201GF	Louvered Wall Panel with Filter Rack – Large	30, 36
NASA00101CC	Access Panel – Small	18, 24
NASA00201CC	Access Panel – Large	30, 36
NAEA20101TX	TXV Kit, R-22	18, 24, 30, 36
NAEA40501TX	TXV Kit, R-410A	18, 24, 30
NAEA40601TX	TXV Kit, R-410A	36
Electric Heaters for use with FMU4P and FMC4P		
EHK305B	5 kW, Single-Phase	ALL
EHK308B	7.5 kW, Single-Phase	ALL
EHK310B	10 kW, Single-phase	ALL



DLFUAA

Multi-Poise Air Handler

1½ to 5 Tons

- The DLFUAA air handler offers is an adaptable solution that can be installed in both horizontal and vertical installations. This unit can connect to the DLCURA heat pump for single-zone applications.
- A unique indoor air handler capable of connecting to the horizontal discharge DLCURA heat pump
- 208/230V

Limited Warranty*

- Five-year parts limited warranty
 - With timely registration, an additional five-year parts limited warranty

* For residential applications only. See warranty certificate for complete details and restrictions, including warranty coverage for other applications

Features & Benefits

- Sizes: 18 / 24 / 30 / 36 / 48/ 60
- Modes: Cool, Heat, Dry, Fan, Auto
- 4-way installation (Upflow, Downflow, Right, Left)
- All aluminum coil for corrosion-resistance
- Automatic Airflow Technology with static pressure up to 0.8 in WG
- Less than 2% air leakage
- Easy maintenance
- Quiet indoor operation
- Wireless remote control included
- 24V interface for third party thermostat compatibility built-in
- Sound: as low as 29.5 decibels

Unit Performance Data

Model No.	NOMINAL COOLING (BTUH)	DIMENSIONS H X W X D Inches (mm)	Shipping Weight lbs (kg)
DLFUAAH18XAK	18,000	45(1143) x 21(534) x 17.5(455)	127.2 (57.7)
DLFUAAH24XAK	24,000	45(1143) x 21(534) x 17.5(455)	127.2 (57.7)
DLFUAAH30XAK	30,000	49(1245) x 21(534) x 21(534)	153 (69.4)
DLFUAAH36XAK	36,000	49(1245) x 21(534) x 21(534)	153 (69.4)
DLFUAAH48XAK	48,000	49(1245) x 21(534) x 21(534)	155 (70.7)
DLFUAAH60XAK	60,000	53(1346) x 21(534) x 24.5(622)	189.8 (86.1)

Electric Heat Accessories

Heater Model	Description	For Models
EHKMB05KN	5kW	18K, 24K, 30K, 36K
EHKMB08KN	8kW	18K, 24K, 30K, 36K, 48K
EHKMB10KN	10kW	18K, 24K, 30K, 36K, 48K, 60K
EHKMB15KN	15W	24K, 30K, 36K, 48K, 60K
EHKMB20KN	20W	36K, 48K, 60k
EHKMB25KN	25kW	60K

NOTE: The unit is NOT equipped with a single point electrical connection for electric heater, air purifier or other peripherals. A separate power supply is required.

EVD4X/ESD4X

Evaporator Coil with Power-V Technology Upflow/Downflow

POWER-V
TECHNOLOGY



Features

- Lower pressure drop for better system performance
- Both upflow and downflow applications with one SKU
- Factory installed TXV
- High-tech all-aluminum fin technology
- Condensate drains on both sides for application flexibility
- Easy TXV and coil access without disconnecting line set connections
- Aluminum coils incorporate advanced manufacturing techniques to provide the next generation solution to coil corrosion, including formicary corrosion
- Meets or exceeds burst pressure of 1900 psi
- Factory installed UV knockouts
- Easy access to all sides of coil for cleaning; coil is removable from front of unit without tools.

Limited Warranty*

- Five-year parts limited warranty
 - With timely registration, an additional five-year parts limited warranty

* For residential applications only. See warranty certificate for complete details and restrictions, including warranty coverage for other applications



Use of the AHRI Certified TM Mark indicates a manufacturer's participation in the program. For verification of certification for individual products, go to www.ahridirectory.org.

Unit Performance Data

Model No.	Size (tons)	Dimensions			Approx Ship Weight (lb)
		Height	Width	Depth	
ESD4X24M14A	2	25-27/32	14-3/16	20-5/8	28.0
EVD4X18M14A	1.5	14-11/16	14-3/16	20-5/8	28.0
EVD4X19M17A	1.5	19-7/16	17-1/2	20-5/8	37.0
EVD4X24M14A	2	14-11/16	14-3/16	20-5/8	28.0
EVD4X24M17A	2	14-11/16	17-1/2	20-5/8	37.0
EVD4X25M17A	2	19-7/16	17-1/2	20-5/8	37.0
EVD4X25M14A	2	17-1/16	14-3/16	20-5/8	31.0
EVD4X30M14A	2.5	17-1/16	14-3/16	20-5/8	31.0
EVD4X30M17A	2.5	19-7/16	17-1/2	20-5/8	37.0
EVD4X31M17A	2.5	25-13/16	17-1/2	20-5/8	44.0
EVD4X36M17A	3	19-7/16	17-1/2	20-5/8	37.0
EVD4X36M21A	3	19-1/16	21	20-5/8	38.0
EVD4X37M21A	3	21-15/16	21	20-5/8	42.0
EVD4X38M17A	3	29-3/4	17-1/2	20-5/8	49.0
EVD4X42M17A	3.5	19-1/4	17-1/2	20-5/8	38.0
EVD4X42M21A	3.5	19-1/16	21	20-5/8	38.0
EVD4X42M24A	3.5	26-5/16	24-1/2	20-5/8	49.0
EVD4X48M21A	4	21-15/16	21	20-5/8	42.0
EVD4X48M24A	4	22-1/16	24-1/2	20-5/8	44.0
EVD4X49M24A	4	26-5/16	24-1/2	20-5/8	49.0
EVD4X60M21A	5	29-3/4	21	20-5/8	52.0
EVD4X60M24A	5	26-5/16	24-1/2	20-5/8	49.0
EVD4X61M21A	5	35	21	20-5/8	58.0
EVD4X61M24A	5	35	24-1/2	20-5/8	64.0

* See current Product Data for SEER and system capacity.

Accessories

Accessory Part Number	Description
NAHB00101CA	Coil Adapter Kits - No Offset
NAHB00201CA	Coil Adapter Kits - Single Offset
NAHB00301CA	Coil Adapter Kits - Double Offset



EVM4X

Evaporator Coil with Power-V Technology Multipoise

Features

- Lower pressure drop for better system performance
- Upflow, downflow, and horizontal with one SKU
- Factory installed TXV
- High-tech all-aluminum fin technology
- Condensate drains on both sides for application flexibility
- Easy TXV and coil access without disconnecting line set connections
- Aluminum coils incorporate advanced manufacturing techniques to provide the next generation solution to coil corrosion, including formicary corrosion
- Meets or exceeds burst pressure of 1900 psi
- Factory installed knockouts for easy UV light installation
- Easy access to all sides of coil for cleaning; coil is removable from front of unit without tools

Limited Warranty*

- Five-year parts limited warranty
 - With timely registration, an additional five-year parts limited warranty

* For residential applications only. See warranty certificate for complete details and restrictions, including warranty coverage for other applications



Use of the AHRI Certified TM Mark indicates a manufacturer's participation in the program. For verification of certification for individual products, go to www.ahridirectory.org.

Unit Performance Data

Model No.	Size (tons)	Dimensions			Approx Ship Weight (lb)
		Height	Width	Depth	
EVM4X24M14A	2	14-11/16	14-3/16	20-5/8	28.9
EVM4X24M17A	2	14-11/16	17-1/2	20-5/8	39.3
EVM4X25M17A	2	19-7/16	17-1/2	20-5/8	40.0
EVM4X30M17A	2.5	19-7/16	17-1/2	20-5/8	40.0
EVM4X31M17A	2.5	25-13/16	17-1/2	20-5/8	47.9
EVM4X32M17A	2.5	29-3/4	17-1/2	20-5/8	53.6
EVM4X36M17A	3	19-7/16	17-1/2	20-5/8	40.0
EVM4X42M21A	3.5	19-1/16	21	20-5/8	40.9
EVM4X43M21A	3.5	21-15/16	21	20-5/8	45.4
EVM4X44M21A	3.5	29-3/4	21	20-5/8	56.5
EVM4X48M21A	4	21-15/16	21	20-5/8	45.4
EVM4X49M21A	4	29-3/4	21	20-5/8	56.5
EVM4X60M21A	5	29-3/4	21	20-5/8	56.5
EVM4X60M24A	5	26-5/16	24-1/2	20-5/8	53.0
EVM4X61M24A	5	35	24-1/2	20-5/8	69.3

* See current Product Data for SEER and system capacity.

Accessories

Accessory Part Number	Description
NAHB00101CA	Coil Adapter Kits - No Offset
NAHB00201CA	Coil Adapter Kits - Single Offset
NAHB00301CA	Coil Adapter Kits - Double Offset

EAM4X

Multi-Position Evaporator Coils Cased A-Coils

1-1/2 – 5 Tons



Features

- Bolt-on R-410A TXV metering device factory installed on all models (equalizer tube brazed in)
- TXV and manifold positioned to the side for easier cleaning
- Innovative drain pan design for complete water removal
- Two condensate drain connections (additional two for horizontal installation)
- Two-piece delta plate for easier removal and cleaning
- Cabinet widths match flush with ICP gas furnaces
- Hemmed flanges for safer handling
- Foil faced insulation
- Non-sweat cabinet, even at extreme conditions
- Cabinets meet or exceed 2% air leakage codes
- Sturdy, 22-gauge, pre-painted steel cabinet
- Multi-position installation - upflow, downflow, or horizontal
- One or two UV light knock-outs provided on cabinet (depending on size)
- Aluminum main tubing and aluminum fins (copper stubs for field connection)

Warranty*

- Five-year parts limited warranty
 - With timely registration, an additional five-year parts limited warranty

* For residential applications only. See warranty certificate for complete details and restrictions, including warranty coverage for other applications.

Unit Performance Data

Model Number	Size (tons)	Operating Dimensions H x W x D (sq) in (mm)
EAM4X18L14A	1-1/2	25-13/16 x 14-3/16 x 20-5/8 (659 x 361 x 524)
EAM4X19L17A	1-1/2	25-13/16 x 17-1/2 x 20-5/8 (659 x 445 x 524)
EAM4X24L14A	2	25-13/16 x 14-3/16 x 20-5/8 (659 x 361 x 524)
EAM4X24L17A	2	25-13/16 x 17-1/2 x 20-5/8 (659 x 445 x 524)
EAM4X25L17A	2	29-3/4 x 17-1/2 x 20-5/8 (757 x 445 x 524)
EAM4X30L14A	2-1/2	25-13/16 x 14-3/16 x 20-5/8 (659 x 361 x 524)
EAM4X30L17A	2-1/2	25-13/16 x 17-1/2 x 20-5/8 (659 x 445 x 524)
EAM4X36L17A	3	29-3/4 x 17-1/2 x 20-5/8 (757 x 445 x 524)
EAM4X36L21A	3	29-3/4 x 21 x 20-5/8 (757 x 533 x 524)
EAM4X37L17A	3	25-13/16 x 17-1/2 x 20-5/8 (656 x 445 x 524)
EAM4X37L21A	3	29-3/4 x 21 x 20-5/8 (757 x 533 x 524)
EAM4X42L21A	3-1/2	29-3/4 x 21 x 20-5/8 (757 x 533 x 524)
EAM4X42L24A	3-1/2	29-3/4 x 24-1/2 x 20-5/8 (757 x 622 x 524)
EAM4X43L21A	3-1/2	29-3/4 x 21 x 20-5/8 (757 x 533 x 524)
EAM4X48L17A	4	35 x 17-1/2 x 20-5/8 (889 x 445 x 524)
EAM4X48L21A	4	29-3/4 x 21 x 20-5/8 (757 x 533 x 524)
EAM4X48L24A	4	29-3/4 x 24-1/2 x 20-5/8 (757 x 622 x 524)
EAM4X60L21A	5	35 x 21 x 20-5/8 (889 x 533 x 524)
EAM4X60L24A	5	35 x 24-1/2 x 20-5/8 (889 x 622 x 524)
EAM4X61L21A	5	35 x 21 x 20-5/8 (889 x 533 x 524)
EAM4X61L24A	5	35 x 24-1/2 x 20-5/8 (889 x 622 x 524)



EAA4X

Upflow and Downflow Evaporator Coils Uncased A-Coils

1-1/2 – 5 Tons

Features

- Bolt-on R-410A TXV metering device factory installed on all models (equalizer tube brazed in)
- TXV and manifold positioned to the side for easier cleaning
- Innovative drain pan design for complete water removal
- Two-piece delta plate for easier removal and cleaning
- Hemmed flanges for safer handling
- Vertical installation – upflow or downflow
- Aluminum main tubing and aluminum fins (copper stubs for field connection)

Warranty*

- Five-year parts limited warranty
 - With timely registration, an additional five-year parts limited warranty

* For residential applications only. See warranty certificate for complete details and restrictions, including warranty coverage for other applications.

Unit Performance Data

Model Number	Size (tons)	Operating Dimensions H x W x D (sq) in. (mm)
EAA4X18L14A	1-1/2	13-5/8 x 13 x 20-1/8 (346 x 330 x 511)
EAA4X24L14A	2	17-3/4 x 13 x 20-1/8 (451 x 330 x 511)
EAA4X24L17A	2	21-7/8 x 13 x 20-1/8 (556 x 330 x 511)
EAA4X30L14A	2-1/2	17-1/4 x 16-5/16 x 20-1/8 (451 x 414 x 511)
EAA4X30L17A	2-1/2	21-7/8 x 16-5/16 x 20-1/8 (545 x 414 x 511)
EAA4X36L17A	3	23-9/16 x 16-5/16 x 20-1/8 (598 x 414 x 511)
EAA4X36L21A	3	23 x 19-13/16 x 20-1/8 (584 x 503 x 511)
EAA4X42L21A	3-1/2	25-1/16 x 19-13/16 x 20-1/8 (637 x 503 x 511)
EAA4X48L21A	4	25-5/16 x 19-13/16 x 20-1/8 (643 x 503 x 511)
EAA4X48L24A	4	24-13/16 x 23-5/16 x 20-1/8 (630 x 592 x 511)
EAA4X60L24A	5	31-1/16 x 23-5/16 x 20-1/8 (789 x 592 x 511)

END4X

Vertical Evaporator Coils Cased N-Coils

1-1/2 – 5 Tons



Features

- Bolt-on TXV metering device factory installed on all models (equalizer tube brazed in)
- Two condensate drain connections
- Cabinet widths match flush with ICP 14-3/16", 17-1/2", 21" and 24-1/2" gas furnace cabinets (field fabricated transitions required to match other ICP furnace models)
- Removable front access panel
- Hemmed flanges for safer handling
- Foil faced insulation
- Non-sweat cabinet, even at extreme conditions
- Cabinets meet or exceed 2% air leakage codes
- Sturdy, pre-painted steel cabinet
- Upflow or downflow installation (cased use only)
- Compact design
- Aluminum main tubing and aluminum fins (copper stubs for field connection)

Warranty*

- Five-year parts limited warranty
 - With timely registration, an additional five-year parts limited warranty

* For residential applications only.
See warranty certificate for complete details and restrictions, including warranty coverage for other applications.

Unit Performance Data

Model Number	Size (tons)	Operating Dimensions H x W x D (sq) in. (mm)
END4X18L14A	1-1/2	12-5/8 x 14-3/16 x 21 (321 x 360 x 533)
END4X19L17A	1-1/2	17 x 17-1/2 x 21 (432 x 445 x 533)
END4X24L14A	2	14-5/8 x 14-3/16 x 21 (372 x 360 x 533)
END4X24L17A	2	14-5/8 x 17-1/2 x 21 (372 x 445 x 533)
END4X30L14A	2-1/2	17 x 14-3/16 x 21 (432 x 360 x 533)
END4X30L17A	2-1/2	17 x 17-1/2 x 21 (432 x 445 x 533)
END4X31L17A	2-1/2	23-1/4 x 17-1/2 x 21 (591 x 445 x 533)
END4X36L17A	3	17 x 17-1/2 x 21 (432 x 445 x 533)
END4X36L21A	3	17 x 21 x 21 (432 x 533 x 533)
END4X37L17A	3	27-3/16 x 17-1/2 x 21 (691 x 445 x 533)
END4X42L17A	3-1/2	21-1/8 x 17-1/2 x 21 (537 x 445 x 533)
END4X42L21A	3-1/2	19 x 21 x 21 (483 x 533 x 533)
END4X43L24A	3-1/2	26-5/16 x 24-1/2 x 21 (669 x 622 x 533)
END4X48L21A	4	22-1/16 x 21 x 21 (560 x 533 x 533)
END4X48L24A	4	22-1/16 x 24-1/2 x 21 (560 x 622 x 533)
END4X60L24A	5	26-7/8 x 24-1/2 x 21 (683 x 622 x 533)
END4X61L24A	5	32-7/16 x 24-1/2 x 21 (824 x 622 x 533)



EHD4X

Cased Horizontal Duct Coils

2 – 5 Tons

Features

- Horizontal, bi-directional airflow
- Bolt-on TXV metering device factory installed on all models (equalizer tube brazed in)
- Slide-out feature for easy cleaning
- Pre-painted steel cabinet
- Aluminum main tubing and aluminum fins (copper stubs for field connection)

Warranty*

- Five-year parts limited warranty
 - With timely registration, an additional five-year parts limited warranty

* For residential applications only. See warranty certificate for complete details and restrictions, including warranty coverage for other applications.

Unit Performance Data

Model Number	Size (tons)	Operating Dimensions H x W x D (sq) in. (mm)
EHD4X24AAL	2	28-3/8 x 11-3/4 x 24-1/16 (721 x 298 x 637)
EHD4X30AAL	2-1/2	28-3/8 x 11-3/4 x 24-1/16 (721 x 298 x 637)
EHD4X36AAL	3	28-3/8 x 11-3/4 x 28-13/16 (721 x 298 x 732)
EHD4X42AAL	3-1/2	28-3/8 x 11-3/4 x 28-13/16 (721 x 298 x 732)
EHD4X48AAL	4	30-3/8 x 11-3/4 x 28-13/16 (772 x 298 x 732)
EHD4X60AAL	5	30-3/8 x 11-3/4 x 38-15/16 (772 x 298 x 989)

Small Packaged Products



Low NOx units are designed for California installations and meet 40 ng/J NOx emissions. Can be installed in air quality management districts with a 40 ng/J NOx emissions requirement. Select small packaged products have Ultra-low Nox emissions and can be installed in districts with a <14 ng/J NOx emission requirement.

PGR5

15.2+ SEER2, 11.5 EER2 Package Gas/Electric

2 – 5 Tons



Standard Features

- R410A environmentally balanced refrigerant
- 15.2+ SEER2, 11.5 EER2 AT 95° F OD
- AFUE of 81%
- Three panel access for ease of installation and serviceability
- Built-in Thermostatic Expansion Valve (TXV) improves overall efficiency
- Multi-speed, ECM indoor blower is standard on all models
- Stainless steel heat exchanger
- Rust-proof high-tech composite base with integrated drain
- Easily converts to down discharge
- Induced-draft combustion and venting
- Vertical condenser fan discharge
- Direct spark ignition
- Sound ratings as low as 72dBA
- Tin-coated copper evaporator coil standard
- UL and UL Canada certified and all sizes Energy Star® approved
- Two-Stage Scroll compressors on all sizes
- Two-stage gas heat (208/230 VAC, Standard and Low NOx models only)
- Louvered grille, pressure switches, and filter drier
- Low NOx units can be installed in air quality management districts with a 40 ng/J NOx emissions requirement.
- Ultra Low NOx units can be installed in air quality management districts with a 14 ng/J NOx emissions requirement
- Dehumidification standard when used with Thermidstat Control (208/230 VAC models only)

- Cabinet air leakage of 2.0% or less at .5 in. W.C. when tested in accordance with ASHRAE standard 193.

Limited Warranty*

- Five-year No Hassle Replacement™ limited warranty
- Lifetime heat exchanger limited warranty with timely registration
- Five-year parts limited warranty
 - With timely registration, an additional five-year parts limited warranty

* For residential applications only. See warranty certificate for complete details and restrictions, including warranty coverage for other applications.

For California Residents: This furnace does not comply with SCAQMD Rule 1111 or SJVAPCD Rule 4905, which places a NOx emission limit of 14 ng/J. Therefore, this unit is not eligible to be installed in the South Coast Air Quality Management District (SCAQMD) nor the San Joaquin Valley Air Pollution Control District (SJVAPCD). Ultra-low NOx models comply with SCAQMD Rule 1111 and SJVAPCD Rule 4905.



Use of the AHRI Certified TM Mark indicates a manufacturer's participation in the program. For verification of certification for individual products, go to www.ahridirectory.org.



Unit Performance Data - Base Units

Model No.	NOMINAL COOLING CAPACITY (Btuh)	NOMINAL HEATING INPUT (Btuh)	VOLTS-PHASE (60 HZ)	Unit Dimensions H x W x D Inches (mm)	APPROX SHIP WT (LB)
PGR524040K000K	24,000	40,000	208/230-1	44-1/8 x 48-3/16 x 32-5/8 (1121 x 1224 x 829)	352
PGR524060K000K	24,000	60,000	208/230-1		352
PGR536060K000K	36,000	60,000	208/230-1	44-3/4 x 48-3/16 x 44-1/8 (1137 x 1224 x 1122)	455
PGR536060H000K	36,000	60,000	208/230-3		455
PGR536090K000K	36,000	90,000	208/230-1		455
PGR536090H000K	36,000	90,000	208/230-3	50-3/4 x 48-3/16 x 44-1/8 (1289 x 1224 x 1122)	455
PGR548090K000K	48,000	90,000	208/230-1		500
PGR548090H000K	48,000	90,000	208/230-3		500
PGR548115K000K	48,000	115,000	208/230-1		500
PGR548115H000K	48,000	115,000	208/230-3		500
PGR548130K000K	48,000	127,000	208/230-1		500
PGR548130H000K	48,000	130,000	208/230-3	52-3/4 x 48-3/16 x 44-1/8 (1340 x 1224 x 1122)	500
PGR560090K000K	60,000	90,000	208/230-1		520
PGR560090H000K	60,000	90,000	208/230-3		520
PGR560115K000K	60,000	115,000	208/230-1		520
PGR560115H000K	60,000	115,000	208/230-3		520
PGR560130K000K	60,000	127,000	208/230-1		520
PGR560130H000K	60,000	130,000	208/230-3	520	

NOTE: See current unit Product Data for product performance and specific application data.

PGR5 (con't)

15.2+ SEER2, 11.5 EER2 Package Gas/Electric

Unit Performance Data - NOx Units

Model No.	NOMINAL COOLING CAPACITY (Btuh)	NOMINAL HEATING INPUT (Btuh)	VOLTS-PHASE (60 HZ)	Unit Dimensions H x W x D Inches (mm)	APPROX SHIP WT (LB)
PGR524040K001K	24,000	40,000	208/230-1	44-1/8 x 48-3/16 x 32-5/8 (1121 x 1224 x 829)	352
PGR524060K001K	24,000	60,000	208/230-1		352
PGR536060K001K	36,000	60,000	208/230-1	44-3/4 x 48-3/16 x 44-1/8 (1137 x 1224 x 1122)	455
PGR536060H001K	36,000	60,000	208/230-3		455
PGR536090K001K	36,000	90,000	208/230-1		455
PGR536090H001K	36,000	90,000	208/230-3	50-3/4 x 48-3/16 x 44-1/8 (1289 x 1224 x 1122)	455
PGR548090K001K	48,000	90,000	208/230-1		500
PGR548090H001K	48,000	90,000	208/230-3		500
PGR548115K001K	48,000	115,000	208/230-1		500
PGR548115H001K	48,000	115,000	208/230-3		500
PGR548130K001K	48,000	127,000	208/230-1		500
PGR548130H001K	48,000	130,000	208/230-3		500
PGR560090K001K	60,000	90,000	208/230-1		52-3/4 x 48-3/16 x 44-1/8 (1340 x 1224 x 1122)
PGR560090H001K	60,000	90,000	208/230-3	520	
PGR560115K001K	60,000	115,000	208/230-1	520	
PGR560115H001K	60,000	115,000	208/230-3	520	
PGR560130K001K	60,000	127,000	208/230-1	520	
PGR560130H001K	60,000	130,000	208/230-3	520	

NOTE: See current unit Product Data for product performance and specific application data.

Unit Performance Data - Ultra Low NOx Units

Model No.	NOMINAL COOLING CAPACITY (Btuh)	NOMINAL HEATING INPUT (Btuh)	VOLTS-PHASE (60 HZ)	Unit Dimensions H x W x D Inches (mm)	APPROX SHIP WT (LB)
PGR524040K002K	24,000	45,000	208/230-1	44-1/8 x 48-3/16 x 32-5/8 (1121 x 1224 x 829)	352
PGR524060K002K	24,000	60,000	208/230-1		352
PGR536060K002K	36,000	60,000	208/230-1	44-3/4 x 48-3/16 x 44-1/8 (1137 x 1224 x 1122)	455
PGR536060H002K	36,000	60,000	208/230-3		455
PGR548090K002K	48,000	89,000	208/230-1	50-3/4 x 48-3/16 x 44-1/8 (1289 x 1224 x 1122)	500
PGR548090H002K	48,000	89,000	208/230-3		500
PGR560090K002K	60,000	89,000	208/230-1	52-3/4 x 48-3/16 x 44-1/8 (1340 x 1224 x 1122)	520
PGR560090H002K	60,000	89,000	208/230-3		520

NOTE: See current unit Product Data for product performance and specific application data.

PGR5 (con't)

15.2+ SEER2, 11.5 EER2 Package Gas/Electric

Field-Installed Accessories

Description		Used With	Part No.
Flat Roof Curbs	14-in.	24	CPRFCURB011B00
		36-60	CPRFCURB013B00
Adapter Curb	Small Cabinet	24	CPADCURB001A00
	Large Cabinet	36-60	CPADCURB002A00
Gasket Kit for existing roof curb with new base rail unit		All	CPGSKTKIT001A00
Concentric Adapter for 18-in. round duct (use with curb CPRFCURB011B00)		Small Curb	NPCONADP001A00*
Concentric Adapter for 18-in. round duct (use with curb CPRFCURB012B00)		Large Curb	NPCONADP002A00*
Vertical Economizer with Jade Honeywell W7220 controller, Honeywell communicating actuator, and dry bulb sensor. (Contact MicroMetl Customer Service at 1-800-662-4822 to order.)		24	ECD-SDSML-JC2-ADB*
		36	ECD-SDLGS-JC2-ADB*
		48-60	ECD-SDLGB-JC2-ADB*
Horizontal Economizer with Jade Honeywell W7220 controller, Honeywell communicating actuator, and dry bulb sensor. (Contact MicroMetl Customer Service at 1-800-662-4822 to order.)		24	ECH-SDSML-JC2-ADB*
		36	ECH-SDLGS-JC2-ADB*
		48-60	ECH-SDLGB-JC2-ADB*
Manual Outside Air Damper - External w/Filter Rack and 1-in. filter		24	CPMANDPR007A00
		36	CPMANDPR008A00
		48-60	CPMANDPR009A00
Internal Filter Rack (includes 1-in. filters)		24	CPFILTRK007A00
		36	CPFILTRK008A00
		48-60	CPFILTRK009A00
Motormaster® II Low Ambient		All	CPLOWAMB001A00
Flue Discharge Deflector Assembly		All	CPFLUEDS001A00
Propane Conversion Kit	For Altitudes of 0 - 2000 ft.	All (except Ultra Low NOx)	NPLPCONV013C00†
	For Altitudes of 2001 - 6000 ft.	All (except Ultra Low NOx)	NPLPCONV014C00†
Propane to Nat Conversion Kit	For Altitudes of 0 - 2000 ft.	All (except Ultra Low NOx)	NPNGCONV004C00†
Five Minute Compressor Delay		All	NRTIMEGD001A00
Square-to-Round Duct Transitions (1 set of 2)		24-48	CPDUCFLG002A00
Compressor Start Kit		All Single Phase	CPHSTART002A00
240V Crankcase Heater		24-36 (208/230-1)	CPCRKHTR008A00
		36 (208/230-3)	Standard
		48 (208/230-1)	CPCRKHTR004A00
		60 (208/230-1)	Standard
		48-60 (208/230-3)	Standard

* Contact MicroMetl Customer Service at 1-800-662-4822 to order.

† Three phase models may use "B00" or "C00" versions.



PAR5

15.2 SEER2, 11.5 EER2 Package Air Conditioning Units

3 – 5 Tons
208/230 Volt, 1-phase and 3-phase

Standard Features

- R-410A refrigerant, an environmentally balanced refrigerant
- 15.2+ SEER2 and 11.5 EER2 at 95°F OD
- Three panel access for ease of installation and serviceability
- Built-in Thermostatic Expansion Valve (TXV) improves overall efficiency
- Multi-speed, ECM indoor blower is standard on all models
- Rust-proof high-tech composite base with integrated drain
- Easily converts to down discharge
- Vertical condenser fan discharge
- Sound ratings as low as 70dBA
- Copper tube/aluminum fin condenser coils
- Tin-coated copper evaporator coil standard
- UL and UL Canada certified and all sizes Energy Star® approved
- Two-stage scroll compressors on all sizes
- Louvered grille
- High and low pressure switches to protect compressor
- Filter drier to protect the refrigerant system
- Metal, insulated duct covers that remain in place for downshot applications
- Dehumidification standard when used with Thermidistat Control
- Cabinet air leakage of 2.0% or less at .5 in. W.C. when tested in accordance with ASHRAE standard 193

Limited Warranty*

- Five-year No Hassle Replacement™ limited warranty
- Five-year parts limited warranty
 - With timely registration, an additional five-year parts limited warranty

* For residential applications only. See warranty certificate for complete details and restrictions, including warranty coverage for other applications.



Use of the AHRI Certified TM Mark indicates a manufacturer's participation in the program. For verification of certification for individual products, go to www.ahridirectory.org.



Unit Performance Data - Base Units

Model No.	NOMINAL COOLING CAPACITY (Btuh)	VOLTS-PHASE (60 HZ)	Unit Dimensions H x W x D Inches (mm)	APPROX SHIP WT (LB)
PAR524000K000K	24,000	208/230-1	44-1/8 x 48-3/16 x 31-3/16 (1121 x 1224 x 792)	327
PAR536000K000K	36,000	208/230-1	44-3/4 x 48-1/4 x 42-15/16 (1137 x 1226 x 1091)	389
PAR536000H000K	36,000	208/230-3		389
PAR548000K000K	48,000	208/230-1	48-3/4 x 48-1/4 x 42-15/16 (1238 x 1226 x 1091)	444
PAR548000H000K	48,000	208/230-3		444
PAR560000K000K	60,000	208/230-1	54-3/4 x 48-1/4 x 42-15/16 (1391 x 1226 x 1091)	464
PAR560000H000K	60,000	208/230-3		464

NOTE: See current unit Product Data for product performance and specific application data.

PAR5 (con't)

15.2 SEER2, 11.5 EER2 Package Air Conditioning Units

Field-Installed Accessories

Description		Used With	Part No.
Flat Roof Curbs	14-in.	24-30	CPRFCURB011B00
		36-60	CPRFCURB013B00
Adapter Curb	Small Cabinet	24-30	CPADCURB001A00
	Large Cabinet	36-60	CPADCURB002A00
Gasket Kit for existing roof curb with new base rail unit		All	CPGSKTKIT001A00
Concentric Adapters for 18-in. round duct (use with curb CPRFCURB011B00)		Small Curb	NPCONADP001A00
Concentric Adapters for 18-in. round duct (use with curb CPRFCURB013B00)		Large Curb	NPCONADP002A00
Vertical Economizer with Jade Honeywell W7220 controller, Honeywell communicating actuator, and dry bulb sensor. (Contact MicroMetl Customer Service at 1-800-662-4822 to order.)		24	ECD-SDSML-JC2-ADB*
		36	ECD-SDLGS-JC2-ADB*
		48-60	ECD-SDLGB-JC2-ADB*
Horizontal Economizer with Jade Honeywell W7220 controller, Honeywell communicating actuator, and dry bulb sensor. (Contact MicroMetl Customer Service at 1-800-662-4822 to order.)		24	ECH-SDSML-JC2-ADB*
		36	ECH-SDLGS-JC2-ADB*
		48-60	ECH-SDLGB-JC2-ADB*
Manual Outside Air Damper - External w/Filter Rack and 1-in. filters		24	CPMANDPR007A00
		36	CPMANDPR008A00
		48-60	CPMANDPR009A00
Internal Filter Rack (includes 1-in. filters)		24	CPFILTRK007A00
		36	CPFILTRK008A00
		48-60	CPFILTRK009A00
Low Ambient Control		All	CPLOWAMB001A00
Five Minute Compressor Delay		All	NRTIMEGD001A00
Square-to-Round Duct Transitions (1 set of 2)		24-48	NPDUCFLG002A00
Compressor Start Kit		All Single Phase	NPHSTART002A00
240V Crankcase Heater		24-36 (208/230-1)	CPCRKHTR008A00
		36 (208/230-3)	Standard
		48 (208/230-1)	CPCRKHTR004A00
		60 (208/230-1)	Standard
		48-60 208/230-3)	Standard
Dual Point Kit		All	CPDUALPT001A00

* Contact MicroMetl Customer Service at 1-800-662-4822 to order.

PAR5 (con't)

15.2 SEER2, 11.5 EER2 Package Air Conditioning Units

Field-Installed Electric Heaters

NOMINAL CAPACITY (kW)	FUSED (YES/NO)	STAGES	USED WITH	Part No.
208/230V - 1 PHASE - 60 HZ (24-60)				
3.8 / 5.0	NO	1	All	CPHEATER052B0*
3.8 / 5.0	YES	1	All	CPHEATER064B0*
5.4 / 7.2	NO	1	All	CPHEATER069B0*
5.4 / 7.2	YES	1	All	CPHEATER070B0*
7.5 / 10.0	NO	1	24-42	CPHEATER065B0*
7.5 / 10.0	YES	1	All	CPHEATER050B0*
11.3 / 15.0	YES	2	36-42	CPHEATER051B0*
11.3 / 15.0	YES	2	36-60	CPHEATER066B0*
11.3 / 15.0	YES	2	30	CPHEATER133B0*
15.0 / 20.0	YES	2	42	CPHEATER053B0*
15.0 / 20.0	YES	2	42-60	CPHEATER054B0*
208/230V - 3 PHASE - 60 HZ (30-60)				
3.8 / 5.0	NO	1	30-60	CPHEATER055B0*
7.5 / 10.0	NO	1	30-60	CPHEATER056B0*
7.5 / 10.0	YES	1	36-60	CPHEATER068B0*
11.3 / 15.0	NO	1	30-60	CPHEATER057B0*
11.3 / 15.0	YES	1	30-60	CPHEATER058B0*
15.0 / 20.0	YES	1	42-60	CPHEATER059B0*
460V - 3 PHASE - 60 HZ (36-60)				
10.0	NO	1	36-60	CPHEATER061B0*
15.0	NO	1	36-60	CPHEATER062B0*
20.0	NO	1	42-60	CPHEATER063B0*

* NOTE: If installing an accessory heater, the thermostat must have capability to energize "G" (fan) on a call for "W" (strip heat). All Carrier corporate stats contain this feature.

PHR5

15.5 SEER2, 11.5 EER2, 7.2 HSPF2, Package Heat Pump Units

2 – 5 Tons

208/230 Volt 60 Hz , 1-phase and 3-phase



Standard Features

- Environmentally balanced R-410A refrigerant
- Tin-coated copper evaporator coil standard
- Two stage scroll compressors standard on all models

Easy-to-Install and Service

- Installs easily on a rooftop or at ground level
- Easy three-panel accessibility for maintenance and installation
- Easily converts to down discharge applications

Limited Warranty*

- Five-year No Hassle Replacement™ limited warranty
- Five-year parts limited warranty
 - With timely registration, an additional five-year parts limited warranty

* For residential applications only. See warranty certificate for complete details and restrictions, including warranty coverage for other applications.

Built to Last

- Louvered grille standard
- Multi-speed ECM blower motor standard on all models
- Pre-painted steel cabinet
- Vertical condenser fan discharge
- Full perimeter steel base rails
- High and low pressure switches provide added reliability for the compressor



Use of the AHRI Certified TM Mark indicates a manufacturer's participation in the program. For verification of certification for individual products, go to www.ahridirectory.org.



Unit Performance Data

Model No.	NOMINAL COOLING CAPACITY (Btuh)	VOLTS-PHASE (60 HZ)	Unit Dimensions H x W x D Inches (mm)	APPROX SHIP WT (LB)
PHR524000K000K	24,000	208/230-1	51-3/4 X 47 x 32-5/8 (1315 x 1194 x 829)	347
PHR536000K000K	36,000	208/230-1	44-3/4 x 48-1/4 x 44-3/16 (1137 x 1226 x 1122)	420
PHR536000H000K	36,000	208/230-3		420
PHR548000K000K	48,000	208/230-1	48-3/4 x 48-1/4 x 44-3/16 (1238 x 1226 x 1122)	462
PHR548000H000K	48,000	208/230-3		462
PHR548000K000K	60,000	208/230-1	54-3/4 x 48-1/4 x 44-3/16 (1391 x 1226 x 1122)	511
PHR560000H000K	60,000	208/230-3		511

PHR5 (con't)

15.5 SEER2, 11.5 EER2, 7.2 HSPF2, Package Heat Pump Units

Field-Installed Accessories

Description		Used With	Part No.
Flat Roof Curbs	14-in.	24	CPRFCURB011B00
		36-60	CPRFCURB013B00
Adapter Curb	Small Cabinet	24	CPADCURB001A00
	Large Cabinet	36-60	CPADCURB002A00
Concentric Adapters for 18-in. round duct (use with curb CPRFCURB011B00)		Small Curb	NPCONADP001A00
Concentric Adapters for 18-in. round duct (use with curb CPRFCURB013B00)		Large Curb	NPCONADP002A00
Gasket Kit for existing roof curb with new base rail unit		All	CPGSKTKIT001A00
Vertical Economizer with Jade Honeywell W7220 controller, Honeywell communicating actuator, and dry bulb sensor. (Contact MicroMetl Customer Service at 1-800-662-4822 to order.)		24	ECD-SDSML-JC2-ADB*
		36	ECD-SDLGS-JC2-ADB*
		48-60	ECD-SDLGB-JC2-ADB*
Horizontal Economizer with Jade Honeywell W7220 controller, Honeywell communicating actuator, and dry bulb sensor. (Contact MicroMetl Customer Service at 1-800-662-4822 to order.)		24	ECH-SDSML-JC2-ADB*
		36	ECH-SDLGS-JC2-ADB*
		48-60	ECH-SDLGB-JC2-ADB*
Manual Outside Air Damper - External w/Filter Rack and 1-in. filters		24	CPMANDPR007A00
		36	CPMANDPR008A00
		48-60	CPMANDPR009A00
Internal Filter Rack (includes 1-in. filters)		24	CPFILTRK007A00
		36	CPFILTRK008A00
		48-60	CPFILTRK009A00
Low Ambient Control		All	CPLOWAMB001A00
Time Guard II		All	NRTIMEGD001A00
Square-to-Round Duct Transitions (1 set of 2)		24-48	NPDUCFLG002A00
Compressor Start Kit		All Single Phase	NPHSTART002A00
240V Crankcase Heater		24 (208/230-1)	CPCRKHTR008A00
		48 (208/230-1)	CPCRKHTR004A00
		60 (208/230-1) 36-60 (208/230-3)	Standard
Dual Point		208/230V 1-Phase 60 Hz	CPDUALPT001A00

* Contact MicroMetl Customer Service at 1-800-662-4822 to order.

PHR5 (con't)

15.5 SEER2, 11.5 EER2, 7.2 HSPF2, Package Heat Pump Units

Field-Installed Electric Heaters

NOMINAL CAPACITY (kW)	FUSED (YES/NO)	STAGES	USED WITH	Part No.
208/230V - 1 PHASE - 60 HZ (24-60)				
3.8 / 5.0	NO	1	24-36	CPHEATER052B0*
3.8 / 5.0	YES	1	All	CPHEATER064B0*
5.4 / 7.2	NO	1	24	CPHEATER069B0*
5.4 / 7.2	YES	1	All	CPHEATER070B0*
7.5 / 10.0	YES	1	All	CPHEATER050B0*
11.3 / 15.0	YES	2	36-60	CPHEATER066B0*
15.0 / 20.0	YES	2	48-60	CPHEATER054B0*
208/230V - 3 PHASE - 60 HZ (30-60)				
3.8 / 5.0	NO	1	36-60	CPHEATER055B0*
7.5 / 10.0	NO	1	36-48	CPHEATER056B0*
7.5 / 10.0	YES	1	36-60	CPHEATER068B0*
11.3 / 15.0	YES	1	36-60	CPHEATER058B0*
15.0 / 20.0	YES	1	48-60	CPHEATER059B0*

* NOTE: If installing an accessory heater, the thermostat must have capability to energize "G" (fan) on a call for "W" (strip heat).
All Carrier corporate stats contain this feature.



PGD4

13.4 SEER2, 11.05 EER2 Package Gas/Electric

2 – 5 Tons

208/230-1-60, 208/130-3-60 & 460-3-60

Refrigeration Circuit

- Environmentally balanced R-410A refrigerant
- Copper tube/aluminum fin condenser coils
- Aluminum tube/aluminum fin evaporator coils
- Dehumidification mode (airflow reduction) on all models
- Low NOx (40 ng/J emissions limit) and Ultra Low NOx (14 ng/J emissions limit) are for use in select air quality districts in CA. For districts that require 40 ng/J limit, either Low NOx or Ultra Low NOx may be used. For districts that require 14 ng/J limit, Ultra Low NOx must be used.

Easy-to-Install and Service

- Installs easily on a rooftop or at ground level
- Easy three-panel accessibility for maintenance and installation
- Easily converts to down discharge applications
- Combination gas heating and electric cooling
- Low NOx and Ultra Low NOx units available

Limited Warranty*

- Three-year No Hassle Replacement™ limited warranty
- Lifetime heat exchanger limited warranty with timely registration
- Five-year parts limited warranty
 - With timely registration, an additional five-year parts limited warranty


* For residential applications only. See warranty certificate for complete details and restrictions, including warranty coverage for other applications.

Built to Last

- Induced-draft combustion and venting
- Pre-painted steel cabinet
- Direct spark ignition
- High efficiency ECM indoor blower motor on all models
- Vertical condenser fan discharge
- Full perimeter steel base rails
- Dense wire grille standard
- High pressure switch provides added reliability for the compressor
- Stainless steel tubular heat exchanger standard on all models
- Cabinet air leakage of 2.0% or less at 0.5 in. W.C. when tested per ASHRAE standard 193 (Low cabinet air leakage FIOP models only; not available for Ultra Low NOx.) Models with factory installed options are identified with letters in the 11th and 12th positions in the model number.
- Factory installed option for low cabinet air leakage (LW)



Use of the AHRI Certified TM Mark indicates a manufacturer's participation in the program. For verification of certification for individual products, go to www.ahridirectory.org.



PGD4 (con't)

13.4 SEER2, 11.05 EER2 Package Gas/Electric

Unit Performance Data - Base Units

Model No.	NOMINAL COOLING CAPACITY (Btuh)	NOMINAL HEATING INPUT (Btuh)	VOLTS-PHASE (60 HZ)	Unit Dimensions H x W x D Inches (mm)	APPROX SHIP WT (LB)	
PGD424040K ^{***} K	24,000	40,000	208/230-1	43-3/4 x 48-3/16 x 32-5/8 (1111 x 1224 x 829)	329	
PGD424060K ^{***} K	24,000	60,000	208/230-1		329	
PGD430040K ^{***} K	30,000	40,000	208/230-1	45-3/4 x 48-3/16 x 32-5/8 (1162 x 1224 x 829)	361	
PGD430060K ^{***} K	30,000	60,000	208/230-1		361	
PGD436060K ^{***} K	36,000	60,000	208/230-1	51-3/4 x 48-3/16 x 32-5/8 (1315 x 1224 x 829)	390	
PGD436060H ^{***} K	36,000	60,000	208/230-3		390	
PGD436060L ^{***} K	36,000	60,000	460-3		390	
PGD436090K ^{***} K	36,000	90,000	208/230-1		390	
PGD436090H ^{***} K	36,000	90,000	208/230-3		390	
PGD436090L ^{***} K	36,000	90,000	460-3		390	
PGD442060K ^{***} K	42,000	60,000	208/230-1		44-3/4 x 48-3/16 x 44-1/8 (1137 x 1224 x 1123)	455
PGD442060H ^{***} K	42,000	60,000	208/230-3			455
PGD442060L ^{***} K	42,000	60,000	460-3			455
PGD442090K ^{***} K	42,000	90,000	208/230-1			455
PGD442090H ^{***} K	42,000	90,000	208/230-3	455		
PGD442090L ^{***} K	42,000	90,000	460-3	455		
PGD448090K ^{***} K	48,000	90,000	208/230-1	52-3/4 x 48-3/16 x 44-1/8 (1340 x 1224 x 1123)	480	
PGD448090H ^{***} K	48,000	90,000	208/230-3		480	
PGD448090L ^{***} K	48,000	90,000	460-3		480	
PGD448115K ^{***} K	48,000	115,000	208/230-1		480	
PGD448115H ^{***} K	48,000	115,000	208/230-3		480	
PGD448115L ^{***} K	48,000	115,000	460-3		480	
PGD448130K ^{***} K	48,000	127,000	208/230-1		480	
PGD448130H ^{***} K	48,000	127,000	208/230-3		480	
PGD448130L ^{***} K	48,000	127,000	460-3		480	
PGD460090K ^{***} K	60,000	90,000	208/230-1		54-3/4 x 48-3/16 x 44-1/8 (1391 x 1224 x 1123)	497
PGD460090H ^{***} K	60,000	90,000	208/230-3	497		
PGD460090L ^{***} K	60,000	90,000	460-3	497		
PGD460115K ^{***} K	60,000	115,000	208/230-1	497		
PGD460115H ^{***} K	60,000	115,000	208/230-3	497		
PGD460115L ^{***} K	60,000	115,000	460-3	497		
PGD460130K ^{***} K	60,000	127,000	208/230-1	497		
PGD460130H ^{***} K	60,000	127,000	208/230-3	497		
PGD460130L ^{***} K	60,000	127,000	460-3	497		

** - 00 = Standard or LW = Low cabinet air leakage

^ - 0 = Standard; 1 = Low NOx; 2 = Ultra Low NOx

Field-Installed Accessories

Description		Used With	Part No.
Flat Roof Curbs	14-in.	24-30	CPRFCURB011B00
		36-60	CPRFCURB013B00
Adapter Curb	Small Cabinet	24-30	CPADCURB001A00
	Large Cabinet	36-60	CPADCURB002A00
Concentric Adaptors (Use with curb only)		Small Curb	NPCONADP001A00
		Large Curb	NPCONADP002A00
Gasket Kit for existing roof curb with new base rail unit		All	CPGSKTKIT001A00
Economizer - Horizontal w/Filter Rack and 1-in. filter		24-30	CPECOMZR010B00
		42	CPECOMZR011B00
		36, 48, 60	CPECOMZR012B00
Economizer - Vertical, gear driven w/Filter Rack and 1-in. filter		24-36	CPECOMZR007B00
		42	CPECOMZR008A00
		36, 48, 60	CPECOMZR009A00
Manual Outside Air Damper - External w/Filter Rack and 1-in. filter		24-36	CPMANDPR007A00
		42	CPMANDPR008A00
		36, 48, 60	CPMANDPR009A00
Internal Filter Rack (includes 1-in. filters)		24-36	CPFILTRK007A00
		42	CPFILTRK008A00
		36, 48, 60	CPFILTRK009A00
Low Ambient		All	CPLOWAMB001A00
Propane Conversion Kit	For Altitudes of 0 - 2000 ft.	All (except Ultra Low NOx)	NPLPCONV013C00*
	For Altitudes of 2001 - 6000 ft.	All (except Ultra Low NOx)	NPLPCONV014C00*
Propane to Nat Conversion Kit	For Altitudes of 0 - 2000 ft.	All (except Ultra Low NOx)	NPNGCONV004C00*
Five Minute Compressor Delay		All	NRTIMEGD001A00
Square-to-Round Duct Transitions (1 set of 2)		24-48	CPDUCFLG002A00
Compressor Start Kit		All Single Phase	NPHSTART002A00
240V Crankcase Heater		24-36 (208/230-1)	CPCRKHTR008A00
		42-60 208/230-1	CPCRKHTR004A00
Flue Discharge Deflector Assembly		All	CPFLUEDS001A00
Low Pressure Switch		24-60	CPLPSCTL001A00
Outdoor Coil Louver Panels		24	CPLOUVER012A00
		30	CPLOUVER006A00
		36	CPLOUVER022A00
		42	CPLOUVER009A00
		48	CPLOUVER020A00
		60	CPLOUVER019A00

* Three phase models may use "A00", "B00", or "C00" versions.

PDD4

13.4 SEER2, 11.05 EER2, 6.7 HSPF2 Package Dual Fuel Heat Pump

2 – 5 Tons
208/230-1-60 Single Phase



Refrigeration Circuit

- Environmentally balanced R-410A refrigerant
- Scroll compressor standard on all models
- Copper tube/aluminum fin condenser coil
- Aluminum tube/aluminum fin evaporator coil
- Dehumidification mode (airflow reduction) on all models

Built to Last

- Dense wire grille on all models
- Pre-painted steel cabinet
- Induced-draft combustion and venting
- Direct spark ignition
- High efficiency ECM indoor blower motor on all models
- Stainless steel tubular heat exchanger
- Vertical condenser fan discharge
- Full perimeter steel base rails
- High and low pressure switches provide added reliability for the compressor

Easy-to-Install and Service

- Installs easily on a rooftop or at ground level
- Easy three-panel accessibility for maintenance and installation
- Easily converts to down discharge applications
- Combination gas heating, heat pump heating and electric cooling
- Low NOx units available

Limited Warranty*

- Three-year No Hassle Replacement™ limited warranty
- Lifetime heat exchanger limited warranty with timely registration
- Five-year parts limited warranty
 - With timely registration, an additional five-year parts limited warranty

* For residential applications only. See warranty certificate for complete details and restrictions, including warranty coverage for other applications.

For California Residents: This furnace does not comply with SCAQMD Rule 1111 or SJVAPCD Rule 4905, which places a NOx emission limit of 14 ng/J. Therefore, this unit is not eligible to be installed in the South Coast Air Quality Management District (SCAQMD) nor the San Joaquin Valley Air Pollution Control District (SJVAPCD)



Use of the AHRI Certified TM Mark indicates a manufacturer's participation in the program. For verification of certification for individual products, go to www.ahridirectory.org.

Unit Performance Data

Model No.	Volts-Phase (60 HZ)	Nominal Cooling Capacity (Btuh)	Nominal Heating Input (Btuh)	Unit Dimensions H x W x D Inches (mm)	APPROX SHIP WT (LB)
PDD424060K***K	208/230-1	24,000	60,000	47-3/4 x 48-3/16 x 32-5/8 (1213 x 1224 x 829)	373
PDD430060K***K	208/230-1	30,000	60,000	51-3/4 x 48-3/16 x 32-5/8 (1315 x 1224 x 829)	406
PDD436090K***K	208/230-1	36,000	90,000	48-3/4 x 48-3/16 x 44-1/8 (1238 x 1224 x 1122)	461
PDD442090K***K	208/230-1	42,000	90,000	54-3/4 x 48-3/16 x 44-1/8 (1391 x 1224 x 1122)	477
PDD448090K***K	208/230-1	48,000	90,000	54-3/4 x 48-3/16 x 44-1/8 (1391 x 1224 x 1122)	491
PDD448115K***K	208/230-1	48,000	115,000		491
PDD460115K***K	208/230-1	60,000	115,000	48-3/4 x 48-3/16 x 44-1/8 (1238 x 1224 x 1122)	554
PDD460130K***K	208/230-1	60,000	127,000		554

** - 00 = Standard or LW = Low cabinet air leakage
^ - 0 = Standard; 1 = Low NOx;

PDD4 (con't)

13.4 SEER2, 11.05 EER2, 6.7 HSPF2 Package Dual Fuel Heat Pump

2 – 5 Tons
208/230-1-60 Single Phase

Field-Installed Accessories

Description		Used With	Part No.
Flat Roof Curbs	14-in.	24-30	CPRFCURB011B00
		36-60	CPRFCURB013B00
Adapter Curb		24-30	CPADCURB001A00
		36-60	CPADCURB002A00
Concentric Adapters for 18-in. round duct (use with curb CPRFCURB011B00)		Small Curb	NPCONADP001A00
Concentric Adapters for 18-in. round duct (use with curb CPRFCURB013B00)		Large Curb	NPCONADP002A00
Gasket Kit for existing roof curb with new base rail unit		All	GCPGSKTKIT001A00
Economizer - Vertical, gear driven w/Filter Rack and 1-in. filter		24-30	CPECOMZR007B00
		36-42	CPECOMZR008A00
		48-60	CPECOMZR009A00
Economizer - Horizontal w/Filter Rack and 1-in. filter		24-30	CPECOMZR010B00
		36-42	CPECOMZR011B00
		48-60	CPECOMZR012B00
Economizer - Relay kit for Heat Pump		All	CPRLYKIT001A00
Manual Outside Air Damper - External w/Filter Rack and 1-in. filters		24-30	CPMANDPR007A00
		36-42	CPMANDPR008A00
		48-60	CPMANDPR009A00
Internal Filter Rack (includes 1-in. filters)		24-30	CPFILTRK007A00
		36-42	CPFILTRK008A00
		48-60	CPFILTRK009A00
Low Ambient Control		All	CPLOWAMB001A00
Propane Conversion Kit	For Altitudes of 0 - 2000 ft	All	NPLPCONV013C00
	For Altitudes of 2001 - 6000 ft	All	NPLPCONV014C00
Propane to Nat Conversion Kit - For Altitudes of 0-2000 ft		All	NPNGCONV004C00
Square-to-Round Duct Transitions (1 set of 2)		24-48	NPDUCLFG002A00
Compressor Start Assist Kit		Single Phase	CPHSTART002A00
Five Minute Compressor Delay		All	NRTIMEGD001A00
Louver Kit		24	CPLOUVER018A00
		30	CPLOUVER022A00
		36, 60	CPLOUVER017A00
		42, 60	CPLOUVER019A00

PAD4

13.4 SEER2, 11.05 EER2 Package Air Conditioner

2 – 5 Tons

208/230-1-60, 208/230-3-60, 460-3



Refrigeration Circuit

- Environmentally balanced R-410A refrigerant
- Copper tube/aluminum fin condenser coils
- Aluminum tube/aluminum fin evaporator coils
- Dehumidification mode (airflow reduction) on all models

Built to Last

- High efficiency ECM indoor blower motor on all models
- Vertical condenser fan discharge
- Full perimeter steel base rails
- High pressure switch provides added reliability for the compressor
- Dense wire grille standard
- Cabinet air leakage of 2.0% or less at 0.5 in. W.C. when tested per ASHRAE Standard 19 (Low cabinet air leakage FIOP models only) Models with factory installed options are identified in the 11th and 12th positions of the model number
- Factory installed option for low cabinet air leakage (LW)

Easy-to-Install and Service

- Installs easily on a rooftop or at ground level
- Easy three-panel accessibility for maintenance and installation
- Easily converts to down discharge applications

Warranty*

- Three-year No Hassle Replacement™ limited warranty
- Five-year parts limited warranty
 - With timely registration, an additional five-year parts limited warranty

* For residential applications only. See warranty certificate for complete details and restrictions, including warranty coverage for other applications.



Use of the AHRI Certified TM Mark indicates a manufacturer's participation in the program. For verification of certification for individual products, go to www.ahridirectory.org.



Unit Performance Data

Model No.	NOMINAL COOLING CAPACITY (Btuh)	VOLTS-PHASE (60 HZ)	Unit Dimensions H x W x D Inches (mm)	APPROX SHIP WT (LB)
PAD424000K**0K	24,000	208/230-1	43-3/4 x 48-3/16 x 32-5/8 (1111 x 1224 x 829)	307
PAD430000K**0K	30,000	208/230-1	45-3/4 x 48-3/16 x 32-5/8 (1162 x 1224 x 829)	316
PAD436000K**0K	36,000	208/230-1	51-3/4 x 48-3/16 x 32-5/8 (1315 x 1224 x 829)	354
PAD436000H**0K	36,000	208/230-3		354
PAD436000L**0K	36,000	460-3		354
PAD442000K**0K	42,000	208/230-1	44-3/4 x 48-1/4 x 44-3/16 (1137 x 1226 x 1123)	388
PAD442000H**0K	42,000	208/230-3		388
PAD442000L**0K	42,000	460-3		388
PAD448000K**0K	48,000	208/230-1	52-3/4 x 48-1/4 x 44-3/16 (1340 x 1226 x 1123)	437
PAD448000H**0K	48,000	208/230-3		437
PAD448000L**0K	48,000	460-3		437
PAD460000K**0K	60,000	208/230-1	54-3/4 x 48-1/4 x 44-3/16 (1391 x 1226 x 1123)	497
PAD460000H**0K	60,000	208/230-3		497
PAD460000L**0K	60,000	460-3		497

00 = Standard

LW = Low cabinet air leakage

13.4 SEER2, 11.05 EER2 Package Air Conditioner

Field-Installed Accessories

Description		Used With	Part No.
Flat Roof Curbs	14-in.	24-30	CPRFCURB011B00
		36-60	CPRFCURB013B00
Adapter Curb	Small Cabinet	24-30	CPADCURB001A00
	Large Cabinet	36-60	CPADCURB002A00
Concentric Adapters (Use with Curb only)		Small Curb	NPCONADP001A00
		Large Curb	NPCONADP002A00
Gasket Kit for existing roof curb with new base rail unit		All	CPGSKTKIT001A00
Economizer - Vertical, gear driven w/Filter Rack and 1-in. filter		24, 30	CPECOMZR007B00
		42	CPECOMZR008A00
		36, 48, 60	CPECOMZR009A00
Economizer - Horizontal w/Filter Rack and 1-in. filters		24, 30	CPECOMZR010B00
		42	CPECOMZR011B00
		36, 48, 60	CPECOMZR012B00
Manual Outside Air Damper - External w/Filter Rack and 1-in. filters		24, 30	CPMANDPR007A00
		42	CPMANDPR008A00
		36, 48, 60	CPMANDPR009A00
Internal Filter Rack (includes 1-in. filters)		24, 30	CPFILTRK007A00
		42	CPFILTRK008A00
		36, 48, 60	CPFILTRK009A00
Low Ambient Control		All	CPLOWAMB001A00
Five Minute Compressor Delay		All	NRTIMEGD001A00
Square-to-Round Duct Transitions (1 set of 2)		24-48	CPDUCFLG002A00
Compressor Start Kit		All Single Phase	NPHSTART002A00
240V Crankcase Heater		24-36, 208/230-1	CPCRKHTR008A00
		42-60 208/230-1	CPCRKHTR004A00
Low Pressure Switch		24-60	CPLPSCTL001A00
Outdoor Coil Louver Panels		24	CPLOUVER012A00
		30	CPLOUVER006A00
		36	CPLOUVER022A00
		42	CPLOUVER009A00
		48	CPLOUVER020A00
		60	CPLOUVER019A00

PHD4

13.4 SEER2, 11.05 EER2,
6.7 HSPF2 Heat Pump

2 – 5 Tons

208/230-1-60 Single Phase and 208/230-3-60 & 460-3-60 3-Phase



Refrigeration Circuit

- Environmentally balanced R-410A refrigerant
- Copper tube/aluminum fin condenser coil
- Aluminum tube/aluminum fin evaporator coil
- Scroll compressor standard on all models
- Short-cycling protection for the compressor is built into the defrost control board
- Dehumidification mode (airflow reduction) on all models

Built to Last

- Direct Drive high efficiency ECM indoor blower motor on all models
- Pre-painted steel cabinet
- Vertical condenser fan discharge
- Full perimeter steel base rails
- Dense wire grill standard
- High and low pressure switches provide added reliability for the compressor
- Cabinet air leakage of 2.0% or less at 0.5 in. W.C. when tested in accordance with ASHRAE Standard 193 (Low cabinet air leakage FIOP models only)

Easy-to-Install and Service

- Installs easily on a rooftop or at ground level
- Easy three-panel accessibility for maintenance and installation
- Easily converts to down discharge applications
- Combination electric heating and cooling

Warranty*

- Three-year No Hassle Replacement™ limited warranty
- Five-year parts limited warranty
 - With timely registration, an additional five-year parts limited warranty

* For residential applications only. See warranty certificate for complete details and restrictions, including warranty coverage for other applications.



Use of the AHRI Certified TM Mark indicates a manufacturer's participation in the program. For verification of certification for individual products, go to www.ahridirectory.org.



Unit Performance Data

Model No.	NOMINAL COOLING CAPACITY (Btuh)	VOLTS-PHASE	Unit Dimensions H x W x D Inches (mm)	APPROX SHIP WT (LB)
PHD424000K**0K	208/230-1	24,000	47-3/4 x 48-3/16 x 32-5/8 (1213 x 1224 x 829)	343
PHD430000K**0K	208/230-1	30,000	51-3/4 x 48-3/16 x 32-5/8 (1315 x 1224 x 829)	376
PHD436000K**0K	208/230-1	36,000	48-3/4 x 48-3/16 x 44-3/16 (1137 x 1224 x 1122)	420
PHD436000H**0K	208/230-3	36,000		420
PHD436000L**0K	460-3	36,000		420
PHD442000K**0K	208/230-1	42,000	54-3/4 x 48-3/16 x 44-3/16 (1238 x 1224 x 1122)	440
PHD442000H**0K	208/230-3	42,000		440
PHD442000L**0K	460-3	42,000		440
PHD448000K**0K	208/230-1	48,000	54-3/4 x 48-3/16 x 44-3/16 (1238 x 1224 x 1122)	440
PHD448000H**0K	208/230-3	48,000		440
PHD448000L**0K	460-3	48,000		440
PHD460000K**0K	208/230-1	60,000	48-3/4 x 48-3/16 x 44-3/16 (1391 x 1224 x 1122) 487	510
PHD460000H**0K	208/230-3	60,000		510
PHD460000L**0K	460-3	60,000		510

* - 00 = No Options

LW = Low cabinet air leakage

Field-Installed Accessories

Description		Used With	Part No.
Flat Roof Curbs	14-in.	24-30	CPRFCURB011B00
		36-60	CPRFCURB013B00
Adapter Curb		24-30	CPADCURB001A00
		36-60	CPADCURB002A00
Concentric Adapters for 18-in round duct (use with curb CPRFCURB011B00)		Small Curb	NPCONADP001A00
Concentric Adapters for 18-in round duct (use with curb CPRFCURB013B00)		Large Curb	NPCONADP002A00
Economizer - Vertical, gear driven w/Filter Rack and 1-in. filter		24-30	CPECOMZR007B00***
		42, 48	CPECOMZR008A00***
		36, 60	CPECOMZR009A00***
Economizer - Horizontal w/Filter Rack and 1-in. filters		24-30	CPECOMZR010B00***
		42, 48	CPECOMZR011B00***
		36, 60	CPECOMZR012B00***
Economizer - Relay kit for Heat Pump		36-60	CPRLYKIT001A00
Manual Outside Air Damper - External w/Filter Rack and 1-in. filters		24-30	CPMANDPR007A00
		36-42	CPMANDPR008A00
		48-60	CPMANDPR009A00
Internal Filter Rack (includes 1-in. filters)		24-30	CPFILTRK007A00
		36-42	CPFILTRK008A00
		48-60	CPFILTRK009A00
Low Ambient Control* ‡		All	CPLWAMB001A00
Square-to-Round Duct Transitions (1 set of 2)		24-48	CPDUCFLG002A00
Compressor Start Assist Kit		All Single Phase	NPHSTART002A00
240V Crankcase Heater		24-36	CPCRKHTR008A00
		42-60	CPCRKHTR004A00
Time Guard II		All	CPLPSCTL001A00
Flue Discharge Deflector Assembly		All	CPLOUVER012A00

* Relay –HN-65KJ-016 is required with low ambient control when used in a heat pump application.

‡ CPLWAMB001A00: All units require Crankcase Heater with Low Ambient Control.

† Three phase models may use any version "A00", "B00" or "C00".

*** Contact MicroMetl Customer Service at 1-800-662-4822 to order.

PHD4 (con't)

13.4 SEER2, 11.05 EER2,
6.7 HSPF2 Heat Pump

Field-Installed Electric Heaters

NOMINAL CAPACITY (kW)	FUSED (YES/NO)	STAGES	USED WITH	Part No.
208/230V - 1 PHASE - 60 HZ				
3.8 / 5.0	NO	1	24-36	CPHEATER052B0*
3.8 / 5.0	YES	1	All	CPHEATER064B0*
5.4 / 7.2	YES	1	All	CPHEATER070B0*
7.5 / 10.0	YES	1	All	CPHEATER050B0*
11.3 / 15.0	YES	2	36-60	CPHEATER066B0*
11.3 / 15.0	YES	2	30	CPHEATER133B0*
15.0 / 20.0	YES	2	42-60	CPHEATER054B0*
208/230V - 3 PHASE - 60 HZ				
3.8 / 5.0	NO	1	36-60	CPHEATER055B0*
7.5 / 10.0	NO	1	36-42	CPHEATER056B0*
7.5 / 10.0	YES	1	36-60	CPHEATER068B0*
11.3 / 15.0	YES	1	36-60	CPHEATER058B0*
15.0 / 20.0	YES	1	42-60	CPHEATER059B0*
460V - 3 PHASE - 60 HZ				
10.0	NO	1	36-60	CPHEATER061B0*
15.0	NO	1	36-60	CPHEATER062B0*
20.0	NO	1	42-60	CPHEATER063B0*

* Please note: If installing an accessory heater, the thermostat must have capability to energize "G" (fan) on a call for "W" (strip heat). All ICP Corporate thermostats contain this feature.



PAJ4

Up to 13.4 SEER2, R-410A Package Air Conditioner for Manufactured Housing and Residential Applications

2 – 5 Tons
208 / 230 Volt, Single-Phase, 60 Hz

Refrigeration Circuit

- Environmentally balanced R-410A refrigerant
- Liquid refrigerant filter driers
- Copper tube/aluminum fin condenser coil
- Aluminum tube / aluminum fin evaporator coil

Built to Last

- Cabinet air leakage less than 2.0% at 1.0 inch W.C. and cabinet air leakage less than 1.4% at 0.5% inch W.C., when tested in accordance with ASHRAE Standard 193
- Vibration isolation provides quiet operation
- Compressors have internal over-current protection
- Direct-drive multispeed blower motor standard on all models
- No-rust base pan with integrated drain pan standard on all units
- Durable pre-painted steel cabinet
- Louvered coil enclosure for protection against vandalism and hail damage
- Aerodynamic fan blade design reduces the overall sound
- All models have factory installed aluminum evaporator coils

Easy-to-Install and Service

- Light weight, compact construction ideal for manufactured housing and residential applications
- Hand holds built into the unit base pan
- Compact, fully self-contained, electric cooling unit with horizontal supply and return ducts
- Easy panel accessibility for maintenance and installation
- Accessory electric heaters with single point connections
- Designed to be serviced from both the side and front

Warranty*

- Five-year parts limited warranty
 - With timely registration, an additional five-year parts limited warranty

* For residential applications only. See warranty certificate for complete details and restrictions, including warranty coverage for other applications.



Use of the AHRI Certified TM Mark indicates a manufacturer's participation in the program. For verification of certification for individual products, go to www.ahridirectory.org.



Unit Performance Data

Model Number	Nominal Tons	Capacity BTU/h	SEER2/EER2	Unit Dimensions H x W x D Inches (mm)	Operating Weight lbs (kg)
PAJ424000K000K	2.0	22,400	13.4 SEER2/ 11.05 EER2	30-1/8 x 51 x 32 (765 x 1295 x 813)	217 (98)
PAJ430000K000K	2.5	28,600			234 (106)
PAJ436000K000K	3.0	34,200			255 (116)
PAJ442000K000K	3.5	41,000		34-1/8 x 51 x 32 (867 x 1295 x 813)	275 (125)
PAJ448000K000K	4.0	47,000		42-1/8 x 51 x 32 (1070 x 1295 x 813)	318 (144)
PAJ460000K000K	5.0	54,000			344 (156)

PAJ4 (con't)

Up to 13.4 SEER2, R-410A Package Air Conditioner for Manufactured Housing and Residential Applications

Accessories

Description	Used With	Part Number
Low Ambient Control	All	CPLOWAMB001A00
Compressor Start Kit	24-36	CPHSTART002A00
240V Crankcase Heater	42-60	CPCRKHTR008A00
	All	CPCRKHTR004A00
Time Guard	All	NRTIMEGD001A00

Field-Installed Electric Heaters

Catalog Ordering No.	Nominal Capacity (kW)	Circuit Breaker (Yes/No)	Stages	Used With
CPHEATER125A0*	3.8 / 5.0	No	1	All
CPHEATER126A0*	3.8 / 5.0	Yes	1	All
CPHEATER127A0*	5.6 / 7.5	No	2	All
CPHEATER128A0*	5.6 / 7.5	Yes	2	All
CPHEATER129A0*	7.5 / 10.0	No	2	24-48
CPHEATER130A0*	7.5 / 10.0	Yes	2	All
CPHEATER131A0*	11.3 / 15.0	Yes	2	36-60
CPHEATER132A0*	15.0 / 20.0	Yes	2	48-60

* Denotes digit can be 0, 1 or 2



PHJ4

Up to 13.4 SEER2, R-410A Package Heat Pump for Manufactured and Residential Applications

2 – 5 Tons
208 / 230 Volt, Single-Phase, 60 Hz

Refrigeration Circuit

- Environmentally balanced R-410A refrigerant
- Liquid refrigerant filter driers
- Copper tube/aluminum fin condenser coil
- Aluminum tube / aluminum fin evaporator coil

Built to Last

- Vibration isolation provides quiet operation.
- Compressors have internal over-current protection.
- Direct drive multispeed blower motor standard on all models
- No-rust base pan with integrated drain pan standard on all units
- Durable pre-painted steel cabinet
- Louvered coil enclosure for protection against vandalism and hail damage
- Aerodynamic fan blade design reduces the overall sound
- All models come with an aluminum evaporator coil as standard.

Warranty*

- Five-year parts limited warranty
 - With timely registration, an additional five-year parts limited warranty

* For residential applications only. See warranty certificate for complete details and restrictions, including warranty coverage for other applications.

Easy-to-Install and Service

- Light weight, compact construction ideal for manufactured housing and residential applications
- Hand holds built into the unit base pan
- Compact, fully self-contained, electric cooling and heating unit with horizontal supply and return ducts
- Easy Panel accessibility for maintenance and installation
- Accessory electric heaters with single point connections
- Designed to be serviced from both the side and front
- Cabinet air leakage less than 2.0% at 1.0 inch W.C. and cabinet air leakage less than 1.4% at 0.5% inch W.C., when tested in accordance with ASHRAE Standard 193



Use of the AHRI Certified TM Mark indicates a manufacturer's participation in the program. For verification of certification for individual products, go to www.ahridirectory.org.



Unit Performance Data

Model Number	Cooling		Heating		Unit Dimensions H x W x D Inches (mm)	Shipping Weight lbs (kg)
	Net Capacity BTU/h @ 95°F(35°C)	SEER2/EER2	Net Capacity BTU/h @ 17°F (-8.3°C)	HSPF2		
PHJ424000K000K	24,000	13.4 SEER2/ 11.05 EER2	13,300	6.7	30-1/8 x 51 x 32 (765 x 1295 x 813)	312
PHJ430000K000K	28,600		14,800		34-1/8 x 51 x 32 (867 x 1295 x 813)	333
PHJ436000K000K	35,000		20,800		34-1/8 x 51 x 32 (867 x 1295 x 813)	334
PHJ442000K000K	40,000		24,000		42-1/8 x 51 x 32 (1070 x 1295 x 813)	388
PHJ448000K000K	45,500		26,800		42-1/8 x 51 x 32 (1070 x 1295 x 813)	407
PHJ460000K000K	54,000		33,600		"42-1/8 x 51 x 32 (1070 x 1295 x 813)"	475

PHJ4 (con't)

Up to 13.4 SEER2, R-410A Package Heat Pump for Manufactured and Residential Applications

Accessories

Description	Used With	Part No.
Motormaster® II Low Ambient Control	All	CPLOWAMB001A00
Compressor Start Kit	All	CPHSTART002A00
240V Crankcase Heater	024-036	CPCRKHTR008A00
	042-060	CPCRKHTR004A00

Field-Installed Electric Heaters

NOMINAL CAPACITY (kW)	Circuit Breaker (YES/NO)	STAGES	USED WITH	Part No.
208/230 - SINGLE PHASE - 60 Hz (024 - 060)				
3.8 / 5.0	NO	1	024-042	CPHEATER125A0*
3.8 / 5.0	YES	1	All	CPHEATER126A0*
5.6 / 7.5	NO	2	024	CPHEATER127A0*
5.6 / 7.5	YES	2	All	CPHEATER128A0*
7.5 / 10.0	YES	2	All	CPHEATER130A0*
11.3 / 15.0	YES	2	036-060	CPHEATER131A0*
15.0 / 20.0	YES	2	048-060	CPHEATER132A0*

* Denotes digit can be 0, 1 or 2

Controls and Indoor Air Quality



SYST0101CW

ION Communicating System Control

The Ion System Control is the ultimate control center for all of your system components. When you add an Ion System Control to a compatible variable-speed furnace, fan coil or split system, you will enjoy longer heating and cooling cycles at lower fan speeds for a more consistent temperature throughout your home. By adding a multi-staged, or two-stage outdoor unit, you will enjoy extra benefits which include better humidity and temperature control, as well as a more energy-efficient comfort system. When paired with Ion Zoning, the Ion System Control allows you to create up to eight zones of customized comfort. The Ion Zoning system does not require a bypass damper, leaving air temperature (LAT) sensor, or field-installed power transformer.



Features

- Two-wire connection to Ion System two or more stage outdoor equipment
- Four-wire installation from each major component in the system
- Advanced humidity control settings are the default; no longer requiring increased system setup
- Complete integration of the temperature and humidity in every season
- Auto mode selection to satisfy simultaneous heating and cooling demands via more aggressive Auto Changeover algorithm
 - installer must enable
- Seven-day programmability with Lifestyle Comfort Profiles and activity features; complies with California Title 24 programmability requirements
- Upload photo, dealer info, and software updates locally via MicroSD card. Software updates available automatically when connected to the icpusa.com web server
- Compatible with home automation systems via Amazon™ Alexa™ control
- Day-at-a-glance programming for simplified ease of use
- Ion Zoning System compatibility
- Dirty Filter Detection
- Programmable fan by period
- Wi-Fi® remote access capability

Limited Warranty*

- 10-year No Hassle Replacement™ limited warranty
- Five-year parts limited warranty
 - With timely registration, an additional five-year parts limited warranty

* For residential applications only. See warranty certificate for complete details and restrictions, including warranty coverage for other applications.

Description	Model Number
Ion™ System Control (Wi-Fi®)	SYST0101CW

NOTE: The Ion Zoning System IS NOT compatible with all ICP communicating indoor equipment. See the Ion System Control product data for more information.

NOTE: Only use modulating dampers provided by ICP for use with the Ion Zoning System. Dampers provided by other companies are NOT compatible with the Ion Zoning System.

NOTE: Observer® System accessories, except for certain dampers (see damper list), are NOT compatible with the Ion Zoning System. Use the Observer Zoning System, or equivalent, for non-compatible indoor units, such as non-communicating indoor units. The Observer Zoning System may also be used in retrofit applications where it is impractical to change existing zone dampers.

All trademarks are the property of their respective owners. Wi-Fi® is a trademark of Wi-Fi Alliance Corporation.

Accessories - SYST0101CW

CONTROLS

Part Number	Description
SYST0101RM*	Ion Communicating Relay Module (CRM)

* Required for dual fuel applications with non-communicating heat pumps, and for use with two-stage, non communicating AC or HP.

ZONING CONTROLS

Part Number	Description
SYST0101ZP†	Ion Zoning System Damper Control Module (4-Zone)

NOTE: Each piece of the zoning equipment is purchased separately allowing for customization of the zoning application.

† One Damper Control Module for up to four zones.
A second Damper Control Module is required for Zones 5–8.

OPTIONAL ACCESSORIES

Part Number	Description
SYSTXIIRRS01*	Ion Remote Room Sensor - Wired (RRS)
SYSTXNNWTP06†	Decorative Trim Plate - White (6-pack)
SYSTXNNBTP06†	Decorative Trim Plate - Black (6-pack)
SYSTXNNSTP06†	Decorative Trim Plate - Silver (6-pack)
SYSTXGXRPLG10	Equipment Communication Connector (DX+, DX-, C, R Plug;10-pack)
TSTATXXSEN01-B	Outdoor Air Temperature Sensor
SYSTXZNSMS01	Smart Sensor for Ion Zoning

* Not required for Zone 1, but may be used to remote sense indoor room temperature.

† Backplate dimensions: 6.83 in. (173.5mm) wide x 5.97 in. (151.7mm) high

ZONING ACCESSORIES & REPLACEMENT PARTS

Part Number	Description
ZONEXX0DTS01	Duct temperature sensor
ZDAMPACT45DEG-R	45° Actuator for round dampers
ZDAMPACT90DEG-R	90° Actuator for rectangular dampers
AT01*	Damper Control Module 1-amp Fuse

*Ordered from and warehoused by RC/Fast Parts

ROUND DAMPERS

Part Number	Description
ZDAMPRND06INCB	6 in.
ZDAMPRND08INCB	8 in.
ZDAMPRND10INCB	10 in.
ZDAMPRND12INCB	12 in.
ZDAMPRND14INCB	14 in.
ZDAMPRND16INCB	16 in.

RECTANGULAR DAMPERS

Part Number	Description
ZDAMPREC08X10B	8 in. X 10 in.
ZDAMPREC08X14B	8 in. X 14 in.
ZDAMPREC08X18B	8 in. X 18 in.
ZDAMPREC08X24B	8 in. X 24 in.
ZDAMPREC10X10B	10 in. X 10 in.
ZDAMPREC10X14B	10 in. X 14 in.
ZDAMPREC10X18B	10 in. X 18 in.
ZDAMPREC10X24B	10 in. X 24 in.

SLIP-IN DAMPERS

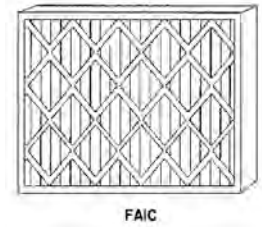
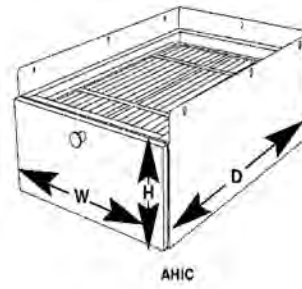
Part Number	Description
DAMPPLS08X08-B	Side mount, 8 X 8
DAMPPLB08X08-B	Bottom mount, 8 X 8
DAMPPLS08X10-B	Side mount, 8 X 10
DAMPPLB08X10-B	Bottom mount, 8 X 10
DAMPPLS08X12-B	Side mount, 8 X 12
DAMPPLB08X12-B	Bottom mount, 8 X 12
DAMPPLS08X14-B	Side mount, 8 X 14
DAMPPLB08X14-B	Bottom mount, 8 X 14
DAMPPLS08X16-B	Side mount, 8 X 16
DAMPPLB08X16-B	Bottom mount, 8 X 16
DAMPPLS08X18-B	Side mount, 8 X 18
DAMPPLB08X18-B	Bottom mount, 8 X 18
DAMPPLS08X20-B	Side mount, 8 X 20
DAMPPLB08X20-B	Bottom mount, 8 X 20
DAMPPLS08X22-B	Side mount, 8 X 22
DAMPPLB08X22-B	Bottom mount, 8 X 22
DAMPPLS08X24-B	Side mount, 8 X 24
DAMPPLB08X24-B	Bottom mount, 8 X 24
DAMPPLS10X10-B	Side mount, 10 X 10
DAMPPLB10X10-B	Bottom mount, 10 X 10
DAMPPLS10X12-B	Side mount, 10 X 12
DAMPPLB10X12-B	Bottom mount, 10 X 12
DAMPPLS10X14-B	Side mount, 10 X 14
DAMPPLB10X14-B	Bottom mount, 10 X 14
DAMPPLS10X16-B	Side mount, 10 X 16
DAMPPLB10X16-B	Bottom mount, 10 X 16
DAMPPLS10X18-B	Side mount, 10 X 18
DAMPPLB10X18-B	Bottom mount, 10 X 18
DAMPPLS10X20-B	Side mount, 10 X 20
DAMPPLB10X20-B	Bottom mount, 10 X 20
DAMPPLS10X22-B	Side mount, 10 X 22
DAMPPLB10X22-B	Bottom mount, 10 X 22
DAMPPLS10X24-B	Side mount, 10 X 24
DAMPPLB10X24-B	Bottom mount, 10 X 24
DAMPPLS12X12-B	Side mount, 12 X 12
DAMPPLB12X12-B	Bottom mount, 12 X 12
DAMPPLS12X14-B	Side mount, 12 X 14
DAMPPLB12X14-B	Bottom mount, 12 X 14
DAMPPLS12X16-B	Side mount, 12 X 16
DAMPPLB12X16-B	Bottom mount, 12 X 16
DAMPPLS12X18-B	Side mount, 12 X 18
DAMPPLB12X18-B	Bottom mount, 12 X 18
DAMPPLS12X20-B	Side mount, 12 X 20
DAMPPLB12X20-B	Bottom mount, 12 X 20
DAMPPLS14X14-B	Side mount, 14 X 14
DAMPPLB14X14-B	Bottom mount, 14 X 14
DAMPPLS14X16-B	Side mount, 14 X 16
DAMPPLB14X16-B	Bottom mount, 14 X 16
DAMPPLS14X20-B	Side mount, 14 X 20
DAMPPLB14X20-B	Bottom mount, 14 X 20
DAMPPLS16X16-B	Side mount, 16 X 16
DAMPPLB16X16-B	Bottom mount, 16 X 16
DAMPPLS16X20-B	Side mount, 16 X 20
DAMPPLB16X20-B	Bottom mount, 16 X 20

AHIC & FAIC

Fan Coil Media Cleaner

2 – 5 Tons

208 / 230 Volt, Single-Phase, 60 Hz



AHIC Media Cabinet

EFFICIENCY

- Minimum Efficiency Reporting Value as specified by ASHRAE is MERV 8

EASY FILTER ACCESS

- AHIC media cabinet allows easy filter access on fan coil systems

IMPROVED INDOOR AIR QUALITY (IAQ)

- When used with high-efficiency FAIC filter, the AHIC media cabinet provides improved IAQ

TROUBLE FREE INSTALLATION

- No electricity required

NEARLY MAINTENANCE FREE OPERATION

- Only maintenance required is replacing media filter cartridge when needed (before each heating or cooling season)

Limited Warranty*

- Five-year parts limited warranty
 - With timely registration, an additional five-year parts limited warranty

* For residential applications only. See warranty certificate for complete details and restrictions, including warranty coverage for other applications.

FAIC Media Filter Cartridge

EFFICIENCY

- Minimum Efficiency Reporting Value as specified by ASHRAE is MERV 8, minimum of 70% particle collection efficiency in the 3-10 micron particle size

LARGE DUST HOLDING CAPACITY

- Filters accommodate between 13 and 25 sq. ft. of filter media into a low-pressure drop design - providing large dust holding capacities
- Large surface area traps dust, pollen, molds, tobacco smoke, grease, soot, bacteria, and animal dander to provide cleaner, fresher air

EXCEPTIONAL SYSTEM PERFORMANCE

- For optimum system performance use the AHIC with FAIC high efficiency media

Unit Performance Data

Model Number	CFM	Unit Dimensions H x W x D Inches (mm)
AHIC0014A	900	7.008 x 14.293 x 22.143 (178 x 363 x 562)
AHIC0017A	1350	7.008 x 17.620 x 22.143 (178 x 448 x 562)
AHIC0021A	2000	7.008 x 21.124 x 22.143 (178 x 537 x 562)
AHIC0024A	2200	7.008 x 24.620 x 22.143 (178 x 625 x 562)
FAIC0014A02	13.05 sq. ft.	19.8125 x 12.175 x 4.3125 (503 x 309 x 110)
FAIC0017A02	17.8 sq. ft.	19.8125 x 12.175 x 4.3125 (503 x 309 x 110)
FAIC0021A02	20.17 sq. ft.	19.8125 x 12.175 x 4.3125 (503 x 309 x 110)
FAIC0024A02	24.9 sq. ft.	19.8125 x 12.175 x 4.3125 (503 x 309 x 110)



DGAPA Air Purifier

Sizes 1620, 1625, 2020, 2025, 2420

The DGAPA air purifier treats the air flowing through your HVAC system's air handler. It combines outstanding filtration efficiency of a MERV 15¹ rating with pathogen-killing technology to deliver enhanced air purification. The air purifier is designed to require minimal maintenance, limited to the replacement of the air purification cartridge and inspection/brush cleaning of the ionization array. Frequency of air purifier cartridge replacement and cleaning of the ionization array may vary depending on ductwork design and local environmental conditions.

Standard Features

- High filtration efficiency = MERV 15
- Featuring patented Captures & Kills[®] technology, the air purifier offers proven, third-party tested effectiveness with a 99% inactivation of captured viruses and germs when used as instructed, including:²
 - Coronavirus
 - Common cold surrogate
 - Bacteria that causes strep throat
 - Human influenza
- Cabinet supports up to 400 lb
- Simplified dealer installation
- Dual voltage capable. Power cord included.

Limited Warranty*

- Five-year parts limited warranty
 - With timely registration, an additional five-year parts limited warranty

* For residential applications only. See warranty certificate for complete details and restrictions, including warranty coverage for other applications.

¹ MERV is a filter efficiency standard ranging from 1 to 16 (higher MERV = higher efficiency). The DGAPA air purifier achieves a MERV 15 rating based on third-party testing (2012) showing 95% of particles size 1.0 to 3.0 microns captured and 85% of particles size 0.3 to 1.0 microns captured.

² The DGAPA air purifier has demonstrated effectiveness against the murine coronavirus, based on third-party testing (2020) showing a >99% inactivation, which is a virus similar to the human novel coronavirus (SARS-CoV-2) that causes COVID-19. Therefore, the air purifier can be expected to be effective against SARS-CoV-2 when used in accordance with its directions for use. Third-party testing (2012, 2007) also shows ≥99% inactivation for the type of virus that causes common colds, Streptococcus pyogenes and human influenza. Airborne particles must flow through your HVAC system and be trapped by the filter to be inactivated at 99%.

Unit Performance Data

Part Number	Description	Voltage	DIMENSIONS H x W x D (IN.)	APPROX SHIP WT (LB)
DGAPAXX1620	1500 CFM Air Purifier	115/60/1 and 208- 230/60/1	18.5 x 7.25 x 24.7	30
DGAPAXX1625	1750 CFM Air Purifier		18.5 x 7.25 x 27.7	27
DGAPAXX2020	1750 CFM Air Purifier		22.5 x 7.25 x 24.7	26
DGAPAXX2025	2188 CFM Air Purifier		22.2 x 7.25 x 27.7	32
DGAPAXX2420	2188 CFM Air Purifier		25.7 x 7.25 x 24.7	29

Replacement Media Cartridge

Part Number	Description
PGAPXCAR1620-A02*	Replacement Media Cartridge for DGAPAXX1620 (2-pack)
PGAPXCAR1625-A02*	Replacement Media Cartridge for DGAPAXX1625 (2-pack)
PGAPXCAR2020-A02*	Replacement Media Cartridge for DGAPAXX2020 (2-pack)
PGAPXCAR2025-A02*	Replacement Media Cartridge for DGAPAXX2025 (2-pack)
PGAPXCAR2420-A02*	Replacement Media Cartridge for DGAPAXX2420 (2-pack)

Accessories

Part Number	Description
KIT170000*	Safety Screen for unducted return applications with DGAPAXX1625
KIT171000*	Safety Screen for unducted return applications with DGAPAXX2025
KIT172000*	Safety Screen for unducted return applications with DGAPAXX1620
KIT173000*	Safety Screen for unducted return applications with DGAPAXX2020
KIT174000*	Safety Screen for unducted return applications with DGAPAXX2420
KIT160000*	Air Flow Sensor used for connecting 1625 & 2025 models when EAC terminals are not available. (Kit is included with 1620, 2020, 2420 models.)
KIT161000*	Flow Sensor Bypass used with 1620, 2020, and 2420 models when EAC terminals are available. (Kit is included with 1625 and 2025)

* Available from FAST OEM Parts.

UVCAP

Carbon Air Purifier with UV



ZERO OZONE EMISSIONS –
MEASURED OZONE EMISSION
FROM CARBON AIR PURIFIER
UV DURING USE PHASE DOES
EXCEED 0.005 PPM AS TESTED
UL #97
UL.COM/CECV



Standard Features

- Reduces ozone in recirculated air
- Aids in the reduction of common, unwanted, and potentially harmful household gas and odors
- Easy to install
- Low maintenance: carbon core yearly; UV bulb every 2 years
- Operating light indicator
- Accessory upgrade available

Limited Warranty*

- Five-year parts limited warranty
 - With timely registration, an additional five-year parts limited warranty

* For residential applications only. See warranty certificate for complete details and restrictions, including warranty coverage for other applications.

Unit Performance Data

Model No.	Description	VOLTS - PHASE 60 Hz	Carton Dimensions (In.)	APPROX SHIP WT (LB)
UVCAPXXC2015-A01	Carbon Air Purifier with UV	24 VAC or DC	24 x 16.5 x 19	48

Accessories

Model No.	Description	Carton Dimensions (In.)	APPROX SHIP WT (LB)
P201-3401	Replacement 40VA Transformer	N/A	N/A
HT01BD118	75VA Transformer	N/A	N/A
UVCAPXXC2015C	Carbon Core Replacement	15 x 4 x 4	2
UVCAPXXC2015L	Replacement Bulb for UVCAPXXC2015	16.5 x 2 x 2	0.5
UVCAPXXC2015A	UV Accessory Lamp	17.25 x 7.25 x 4.25	2.15
UVCAPXXC2015AL	UV Accessory Lamp Replacement Bulb	15 x 3 x 3	1.5



A Proud Member of the Carrier Family

©2023 Carrier. All Rights Reserved.

Manufacturer reserves the right to discontinue, or change at any time, specifications or designs without notice or without incurring obligations.